

CITY OF HILL COUNTRY VILLAGE, TEXAS

ANNUAL FINANCIAL REPORT

YEAR ENDED SEPTEMBER 30, 2024

abip

CPAs | ADVISORS

CLIENT **FOCUSED.** RELATIONSHIP **DRIVEN.**



CITY OF HILL COUNTRY VILLAGE, TEXAS

TABLE OF CONTENTS

September 30, 2024

	<u>PAGE</u>
City Officials	i
FINANCIAL SECTION	
Independent Auditor's Report	1-3
Management's Discussion and Analysis	5-11
<u>Basic Financial Statements:</u>	
<u>Government-Wide Financial Statements:</u>	
Statement of Net Position	15
Statement of Activities	16
<u>Governmental Fund Financial Statements:</u>	
Balance Sheet – Governmental Funds	17
Reconciliation of Balance Sheet – Governmental Funds to Statement of Net Position	18
Statement of Revenue, Expenditures, and Changes in Fund Balances – Governmental Funds	19
Reconciliation of Change in Fund Balances – Governmental Funds to Change in Net Position - Governmental Activities	20
Notes to the Financial Statements	21-40
REQUIRED SUPPLEMENTARY INFORMATION	
Schedule of Revenue, Expenditures, and Changes in Fund Balances Budget to Actual – General Fund	43-44
Schedule of Revenue, Expenditures, and Changes in Fund Balance Budget to Actual – Road Maintenance Special Revenue Fund	45
Schedule of Changes in Net Pension Liability (Asset) and Related Ratios – Texas Municipal Retirement System – Last 10 Fiscal Years	46-47
Schedule of Contributions – Texas Municipal Retirement System Pension – Last 10 Fiscal Years	48-49
Schedule of Changes in Other Postemployment Benefits Liability and Related Ratios – Texas Municipal Retirement System OPEB – Last 10 Fiscal Years	50-51
Notes to Required Supplementary Information	52

CITY OF HILL COUNTRY VILLAGE, TEXAS

TABLE OF CONTENTS

September 30, 2024

	<u>PAGE</u>
COMBINING AND INDIVIDUAL FUND STATEMENTS AND SCHEDULES	
Nonmajor Governmental Funds	55
Combining Balance Sheet – Nonmajor Governmental Funds	56-57
Combining Statement of Revenue, Expenditures, and Changes in Fund Balances - Nonmajor Governmental Funds	58-59
Security Special Revenue Fund – Schedule of Revenue, Expenditures, and Changes in Fund Balance – Budget to Actual	60
Technology Special Revenue Fund – Schedule of Revenue, Expenditures, and Changes in Fund Balance – Budget to Actual	61
Venue Tax Special Revenue Fund – Schedule of Revenue, Expenditures, and Changes in Fund Balance – Budget to Actual	62
Grants Special Revenue Fund - Schedule of Revenue, Expenditures, and Changes in Fund Balances – Budget to Actual	63
Judicial Efficiency Special Revenue Fund – Schedule of Revenue, Expenditures, and Changes in Fund Balance – Budget to Actual	64
Oak Wilt Special Revenue Fund – Schedule of Revenue, Expenditures, and Changes in Fund Balance – Budget to Actual	65
Jury Fund – Schedule of Revenue, Expenditures, and Changes in Fund Balance – Budget to Actual	66
Juvenile Case Special Revenue Fund – Schedule of Revenue, Expenditures, and Changes in Fund Balance – Budget to Actual	67
Child Safety Fund – Schedule of Revenue, Expenditures, and Changes in Fund Balance – Budget to Actual	68
Debt Service Fund – Schedule of Revenue, Expenditures, and Changes in Fund Balance – Budget to Actual	69
Vehicle Replacement Fund – Schedule of Revenue, Expenditures, and Changes in Fund Balance – Budget to Actual	70
Capital Projects Fund – Schedule of Revenue, Expenditures, and Changes in Fund Balance – Budget to Actual	71
Economic Development Corporation – Schedule of Revenue, Expenditures, and Changes in Fund Balance – Budget to Actual	72
ADDITIONAL INFORMATION	
Comparative Balance Sheet – All Funds	75
Comparative Schedule of Revenue, Expenditures, and Changes in Fund Balances – All Funds	76
Schedule of Revenue, Expenditures, and Changes in Fund Balances – Budget to Actual – All Funds	77

CITY OF HILL COUNTRY VILLAGE, TEXAS

CITY OFFICIALS

Year ended September 30, 2024

MAYOR

GABRIEL DURAND-HOLLIS

CITY COUNCIL:

PLACE 1

VACANT

PLACE 2

MATTHEW ACOCK

PLACE 3

TOM DOYLE

PLACE 4

GREG BLASKO

MAYOR PRO TEMPORE/PLACE 5

ALLISON FRANCIS



FINANCIAL SECTION



INDEPENDENT AUDITOR'S REPORT

To the Honorable Mayor and
Members of the City Council
City of Hill Country Village, Texas

Opinions

We have audited the accompanying financial statements of the governmental activities, the discretely presented component unit, each major fund, and the aggregate remaining fund information of the City of Hill Country Village, Texas (the City), as of and for the year ended September 30, 2024, and the related notes to the financial statements, which collectively comprise the City's basic financial statements as listed in the table of contents.

In our opinion, the financial statements referred to above present fairly, in all material respects, the respective financial position of the governmental activities, the discretely presented component unit, each major fund, and the aggregate remaining fund information of the City of Hill Country Village, Texas as of September 30, 2024, and the respective changes in financial position for the year then ended in accordance with accounting principles generally accepted in the United States of America.

Basis for Opinions

We conducted our audit in accordance with auditing standards generally accepted in the United States of America. Our responsibilities under those standards are further described in the Auditor's Responsibilities for the Audit of the Financial Statements section of our report. We are required to be independent of the City, and to meet our other ethical responsibilities, in accordance with the relevant ethical requirements relating to our audit. We believe that the audit evidence we have obtained is sufficient and appropriate to provide a basis for our audit opinions.

Responsibilities of Management for the Financial Statements

Management is responsible for the preparation and fair presentation of the financial statements in accordance with accounting principles generally accepted in the United States of America, and for the design, implementation, and maintenance of internal control relevant to the preparation and fair presentation of financial statements that are free from material misstatement, whether due to fraud or error.

In preparing the financial statements, management is required to evaluate whether there are conditions or events, considered in the aggregate, that raise substantial doubt about the City's ability to continue as a going concern for twelve months beyond the financial statement date, including any currently known information that may raise substantial doubt shortly thereafter.

Auditor's Responsibilities for the Audit of the Financial Statements

Our objectives are to obtain reasonable assurance about whether the financial statements as a whole are free from material misstatement, whether due to fraud or error, and to issue an auditor's report that includes our opinions. Reasonable assurance is a high level of assurance but is not absolute assurance and therefore is not a guarantee that an audit conducted in accordance with generally accepted auditing standards will always detect a material misstatement when it exists. The risk of not detecting a material misstatement resulting from fraud is higher than for one resulting from error, as fraud may involve collusion, forgery, intentional omissions, misrepresentations, or the override of internal control. Misstatements are considered material if there is a substantial likelihood that, individually or in the aggregate, they would influence the judgment made by a reasonable user based on the financial statements.

In performing an audit in accordance with generally accepted auditing standards, we:

- Exercise professional judgment and maintain professional skepticism throughout the audit.
- Identify and assess the risks of material misstatement of the financial statements, whether due to fraud or error, and design and perform audit procedures responsive to those risks. Such procedures include examining, on a test basis, evidence regarding the amounts and disclosures in the financial statements.
- Obtain an understanding of internal control relevant to the audit in order to design audit procedures that are appropriate in the circumstances, but not for the purpose of expressing an opinion on the effectiveness of the City's internal control. Accordingly, no such opinion is expressed.
- Evaluate the appropriateness of accounting policies used and the reasonableness of significant accounting estimates made by management, as well as evaluate the overall presentation of the financial statements.
- Conclude whether, in our judgment, there are conditions or events, considered in the aggregate, that raise substantial doubt about the City's ability to continue as a going concern for a reasonable period of time.

We are required to communicate with those charged with governance regarding, among other matters, the planned scope and timing of the audit, significant audit findings, and certain internal control-related matters that we identified during the audit.

Required Supplementary Information

Accounting principles generally accepted in the United States of America require that the management's discussion and analysis and budgetary comparison information be presented to supplement the basic financial statements. Such information is the responsibility of management and, although not a part of the basic financial statements, is required by the Governmental Accounting Standards Board, who considers it to be an essential part of financial reporting for placing the basic financial statements in an appropriate operational, economic, or historical context. We have applied certain limited procedures to the required supplementary information in accordance with auditing standards generally accepted in the United States of America, which consisted of inquiries of management about the methods of preparing the information and comparing the information for consistency with management's responses to our inquiries, the basic financial statements, and other knowledge we obtained during our audit of the basic financial statements. We do not express an opinion or provide any assurance on the information because the limited procedures do not provide us with sufficient evidence to express an opinion or provide any assurance.

Supplementary Information

Our audit was conducted for the purpose of forming opinions on the financial statements that collectively comprise the City's basic financial statements. The combining and individual nonmajor fund financial statements are presented for purposes of additional analysis and are not a required part of the basic financial statements. Such information is the responsibility of management and was derived from and relates directly to the underlying accounting and other records used to prepare the basic financial statements. The information has been subjected to the auditing procedures applied in the audit of the basic financial statements and certain additional procedures, including comparing and reconciling such information directly to the underlying accounting and other records used to prepare the basic financial statements or to the basic financial statements themselves, and other additional procedures in accordance with auditing standards generally accepted in the United States of America. In our opinion, the combining and individual nonmajor fund financial statements are fairly stated, in all material respects, in relation to the basic financial statements as a whole.

ABIP, PC

San Antonio, Texas
October 16, 2025



CITY OF HILL COUNTRY VILLAGE, TEXAS
MANAGEMENT’S DISCUSSION AND ANALYSIS

September 30, 2024

This section of the City of Hill Country Village, Texas, (City) annual audit is a discussion and analysis of the City’s financial activities for the fiscal year ending September 30, 2024. Readers are encouraged to consider the information presented here in conjunction with additional information furnished in the accompanying basic financial statements.

This discussion and analysis is designed to:

- assist the reader in focusing on significant financial issues,
- provide an overview of the City’s financial activity,
- identify changes in the City’s financial position (its ability to address the next and subsequent year challenges),
- identify any material deviations from the financial plan (approved budget), and
- identify individual fund issues or concerns.

FINANCIAL HIGHLIGHTS

The City’s net position is \$8,810,438 for the fiscal year reported. This compares to the previous year’s net position of \$7,250,867.

1. Net investment in capital assets of \$3,517,034 are capital assets net of related debt and include all property and equipment, net of accumulated depreciation.
2. Net position of \$1,812,762 is restricted by constraints imposed by internal and external sources such as grantors, laws, and regulations.
3. Unrestricted net position of \$3,480,642 represents the portion available to maintain the City’s ongoing obligations to citizens and creditors.

The City’s governmental funds reported combined ending fund balances of \$6,639,984, an increase of \$1,496,607 over the September 30, 2023 fund balance of \$5,143,377. The primary cause of this increase relates to the increased collection of sales and ad valorem taxes.

At the end of the current fiscal year, the unassigned fund balance for the general fund was \$1,957,259 or 96% of the total general fund expenditures.

OVERVIEW OF THE FINANCIAL STATEMENTS

This annual report consists of four parts:

- Management's discussion and analysis,
- The basic financial statements,
- Required supplementary information, and
- Additional section that presents combining statements for non-major governmental funds.

The basic financial statements, as represented by figure A-1 below, include two types of statements that present different views of the City, government-wide financial statements and fund financial statements.

Government-Wide Financial Statements

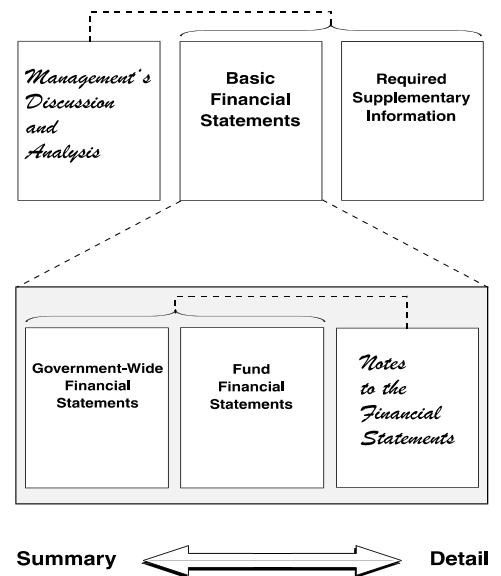
These statements provide both long-term and short-term information about the City’s overall financial status. Financial reporting at this level uses a perspective similar to that found in the private sector with its basis in full accrual accounting and elimination or reclassification of internal activities.

The first of these two government-wide statements is the **statement of net position**. This is the City-wide statement of financial position presenting information that includes all of the government’s assets and liabilities, with the difference between the two reported as net position.

The second government-wide statement is the **statement of activities**, which reports how the City’s net position changed during the current fiscal year. All of the current year’s revenues and expenses are accounted for in this statement regardless of when cash is received or paid. Thus, revenues and expenses are reported in this statement for some items that will result in cash flows in future fiscal periods.

Both of the government-wide financial statements distinguish functions of the City that are principally supported by taxes and inter-governmental revenues (governmental activities) from the City’s component unit. The governmental activities of the City of Hill Country Village include public safety, public works and general and administrative services. The government-wide financial statements can be found on pages 15 and 16 of this report.

Figure A-1, Required Components of the City’s Annual Financial Report



Fund Financial Statements

The fund financial statements provide detailed information about the most significant funds – not the City as a whole. A fund is a grouping of related accounts that is used to maintain control over resources that have been segregated for specific activities or objectives. The City of Hill Country Village, like other state and local governments, uses fund accounting to ensure and demonstrate compliance with finance-related legal requirements. All of the funds of the City of Hill Country Village are considered governmental funds.

Governmental funds are reported in the fund financial statements and contain essentially the same functions as governmental activities in the government-wide financial statements. These statements provide a short-term view that helps determine whether there are more or fewer financial resources that can be spent in the near future to finance the City’s programs. Because this information does not encompass the additional long-term focus of the government-wide statements, additional information is provided on the schedules immediately following the governmental funds statements that explain the relationship or differences between them. The basic governmental fund financial statements can be found on pages 17 through 20 of this report.

Notes to the Financial Statements

The accompanying notes to the financial statements provide additional information essential to a full understanding of the data provided in the government-wide and fund financial statements. The notes to the financial statements can be found on pages 21 through 40 of this report.

Other Information

In addition to the basic financial statements and accompanying notes, this report also presents budgetary comparison schedules for the general fund and road maintenance fund. These schedules demonstrate compliance with the City's adopted and final amended budgets, and can be found on pages 43 through 51 of this report. In addition, trend information for the TMRS pension and OPEB are presented as required supplementary information.

Combining statements of the City's non-major governmental funds and their related schedules of budgetary activity are presented immediately following the required supplementary information. Combining and individual fund statements and budget schedules can be found on pages 55 through 72 of this report.

GOVERNMENT-WIDE FINANCIAL ANALYSIS

The City's combined net position at fiscal year-end is \$8,867,922. This is a \$1,546,581 increase over last year's net position of \$7,321,341. The following table provides a summary of the City's net position at September 30:

Table 1 – Summary of Net Position

	Governmental Activities		Component Unit (EDC)		Total		Amount Change	% Change
	2023-2024	2022-2023	2023-2024	2022-2023	2023-2024	2022-2023		
Assets								
Current and other assets	\$ 7,029,944	\$ 5,751,125	\$ 57,484	\$ 70,474	\$ 7,087,428	\$ 5,821,599	\$ 1,265,829	21.74 %
Noncurrent assets	<u>9,458,393</u>	<u>9,685,053</u>	-	-	<u>9,458,393</u>	<u>9,685,053</u>	<u>(226,660)</u>	-2.34
Total assets	<u>16,488,337</u>	<u>15,436,178</u>	<u>57,484</u>	<u>70,474</u>	<u>16,545,821</u>	<u>15,506,652</u>	<u>1,039,169</u>	6.70
Deferred outflows of resources - TMRS	106,668	224,521	-	-	106,668	224,521	(117,853)	-52.49
Deferred outflows of resources - OPEB	<u>12,564</u>	<u>12,822</u>	-	-	<u>12,564</u>	<u>12,822</u>	<u>(258)</u>	-2.01
Total deferred outflows of resources	<u>119,232</u>	<u>237,343</u>	-	-	<u>119,232</u>	<u>237,343</u>	<u>(118,111)</u>	-49.76
Liabilities								
Current liabilities	537,527	762,293	-	-	537,527	762,293	(224,766)	-29.49
Noncurrent liabilities	<u>7,147,741</u>	<u>7,492,306</u>	-	-	<u>7,147,741</u>	<u>7,492,306</u>	<u>(344,565)</u>	-4.60
Total liabilities	<u>7,685,268</u>	<u>8,254,599</u>	-	-	<u>7,685,268</u>	<u>8,254,599</u>	<u>(569,331)</u>	-6.90
Deferred inflows of resources - TMRS	92,053	143,068	-	-	92,053	143,068	(51,015)	-35.66
Deferred inflows of resources - OPEB	<u>19,810</u>	<u>24,987</u>	-	-	<u>19,810</u>	<u>24,987</u>	<u>(5,177)</u>	-20.72
Total deferred inflows of resources	<u>111,863</u>	<u>168,055</u>	-	-	<u>111,863</u>	<u>168,055</u>	<u>(56,192)</u>	-33.44
Net position								
Net investment in capital assets	3,517,034	3,478,155	-	-	3,517,034	3,478,155	38,879	1.12
Restricted	1,812,762	1,601,135	-	-	1,812,762	187,517	1,625,245	866.72
Unassigned	<u>3,480,642</u>	<u>2,171,577</u>	<u>57,484</u>	<u>70,474</u>	<u>3,538,126</u>	<u>3,655,669</u>	<u>(117,543)</u>	-3.22
Total net position	<u>\$ 8,810,438</u>	<u>\$ 7,250,867</u>	<u>\$ 57,484</u>	<u>\$ 70,474</u>	<u>\$ 8,867,922</u>	<u>\$ 7,321,341</u>	<u>\$ 1,546,581</u>	21.12

At the end of the current fiscal year, the City of Hill Country Village is able to report positive balances in net position for the government activities and for its component unit (Hill Country Village Economic Development Corporation's) activities.

A large portion of the City’s net position is restricted for its’ intended purpose or are invested in capital assets (land, buildings, streets, and equipment). The City uses these capital assets to provide services to citizens; consequently, these assets are not available for future spending.

As noted earlier, net position may serve over time as a useful indicator of a government's financial position. There are four basic transactions that will affect the comparability of the Statement of Net Position summary presentation as reflected below:

1. Net results of activities will impact (increase/decrease) current assets and unrestricted net position.
2. Spending of non-borrowed current assets on new capital will reduce current assets, increase capital assets, reduce unrestricted net position, and increase net investment in capital assets.
3. Principal payment on debt will reduce current assets, reduce long-term debt, reduce unrestricted net position, and increase net investment in capital assets.
4. Reduction of capital assets through depreciation will reduce capital assets and net investment in capital assets.

The City had a combined increase in governmental revenues of \$782,058 or 24.98%, and combined expenses increased a total of \$74,936 or 3.27%. The following provides a summary of the City’s changes in net position for the year ended September 30:

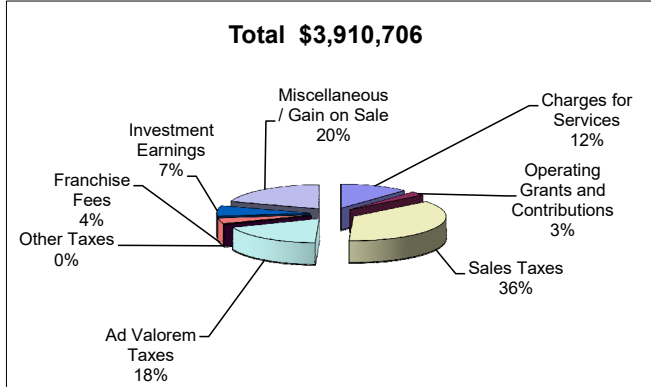
Table 2 – Summary of Changes in Net Position

	Governmental Activities		Component Unit (EDC)		Total		Amount	%
	2023-2024	2022-2023	2023-2024	2022-2023	2023-2024	2022-2023	Change	Change
Revenues:								
Program revenues:								
Charges for services	\$ 465,903	\$ 450,910	\$ -	\$ -	\$ 465,903	\$ 450,910	\$ 14,993	3.33 %
Operating grants and contributions	97,707	206,639	-	-	97,707	206,639	(108,932)	-52.72
Taxes:								
Sales	1,419,551	1,333,101	-	-	1,419,551	1,333,101	86,450	6.48
Ad valorem	716,303	665,753	-	-	716,303	665,753	50,550	7.59
Liquor tax	11,983	13,067	-	-	11,983	13,067	(1,084)	-8.30
Franchise fees	142,808	153,763	-	-	142,808	153,763	(10,955)	-7.12
Investment earnings	276,460	267,301	2,010	1,402	278,470	268,703	9,767	3.63
Miscellaneous	6,272	38,722	-	-	6,272	38,722	(32,450)	-83.80
Total revenues	<u>3,910,706</u>	<u>3,129,256</u>	<u>2,010</u>	<u>1,402</u>	<u>3,912,716</u>	<u>3,130,658</u>	<u>782,058</u>	24.98
Expenses:								
General government	523,213	544,993	-	-	523,213	544,993	(21,780)	-4.00
Fire department services	272,950	265,000	-	-	272,950	265,000	7,950	3.00
Public works	176,397	155,248	-	-	176,397	155,248	21,149	13.62
Police department	1,224,611	1,156,261	-	-	1,224,611	1,156,261	68,350	5.91
Interest and other fees	153,964	159,697	-	-	153,964	159,697	(5,733)	-3.59
Component unit	-	-	15,000	10,000	15,000	10,000	5,000	50.00
Total expenses	<u>2,351,135</u>	<u>2,281,199</u>	<u>15,000</u>	<u>10,000</u>	<u>2,366,135</u>	<u>2,291,199</u>	<u>74,936</u>	3.27
Change in net position	1,559,571	848,057	(12,990)	(8,598)	1,546,581	839,459	707,122	84.24
Beginning net position	<u>7,250,867</u>	<u>6,402,810</u>	<u>70,474</u>	<u>79,072</u>	<u>7,321,341</u>	<u>6,481,882</u>	<u>839,459</u>	12.95
Ending net position	<u>\$ 8,810,438</u>	<u>\$ 7,250,867</u>	<u>\$ 57,484</u>	<u>\$ 70,474</u>	<u>\$ 8,867,922</u>	<u>\$ 7,321,341</u>	<u>\$ 1,546,581</u>	21.12

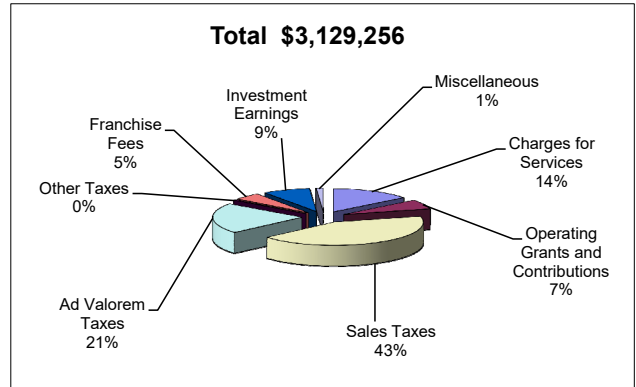
Graphic presentations of selected data from the summary table above follow to assist in the analysis of the City's activities for fiscal years 2024 and 2023.

Governmental Revenues

2024



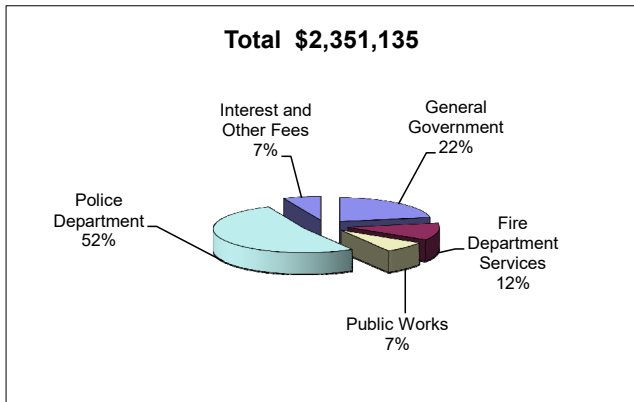
2023



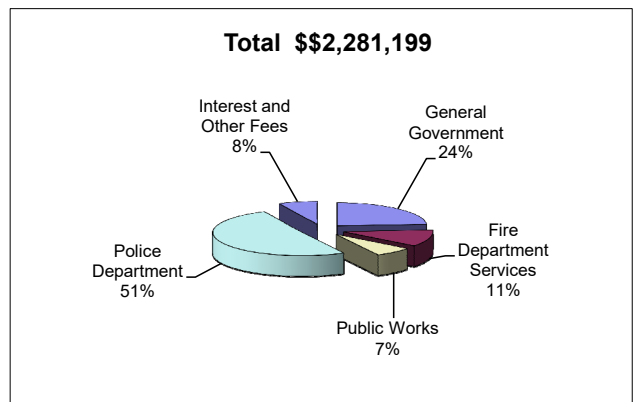
As shown in the summary data above, the City is heavily reliant on various taxes and franchise fees to support governmental operations. Taxes accounted for 59% and 69% of the City's total governmental revenues in fiscal years 2024 and 2023, respectively. The majority of franchise fees are received from CPS Energy, Time Warner Cable/Spectrum, and AT&T.

Governmental Functional Expenses

2024



2023



The largest portion of the City's expenses continues to be for public safety (police and fire department services).

FUND FINANCIAL ANALYSIS

For the fiscal year ended September 30, 2024, the City's governmental funds reported combined fund balances of \$6,639,984. Of this year-end total, approximately \$1,957,259 is unassigned, indicating availability for continuing City service requirements. Restricted fund balance is \$3,532,413 and is restricted for special revenue funds such as court security and court technology, for the use of Public Education Grant receipts, debt service and capital projects. Committed fund balances include: \$1,005,000 for other capital projects and \$145,312 committed to the replacement of vehicles.

The total ending fund balance of governmental funds shows an increase of \$1,496,607 over last year's combined fund balance of \$5,143,377. This increase is primarily the result of increased collections from sales and property taxes during the fiscal year.

Major Governmental Funds

The general fund is the City’s primary operating fund. This fund is primarily funded through sales tax and ad valorem (property) tax. Other notable revenue sources include user fees (permit fees, court fees, sewer use fees, and franchise fees) and interest income. The general fund supports police, fire, ambulance, municipal court, finance, administrative support for the City Council and its boards and commissions, as well as building and health inspections.

The road maintenance fund is funded by sales taxes and ad valorem taxes which are then used to repair and reconstruct existing roads within the City’s limits.

The capital projects fund is funded by the issuance of the General Obligations Bonds, Series 2020 for the acquisition and construction of major capital improvements.

The debt service fund is funded by transfers and used to satisfy the City’s debt obligations during the year.

CAPITAL ASSETS AND DEBT ADMINISTRATION

Capital Assets

The City of Hill Country Village’s investment in capital assets for its governmental type activities as of September 30, 2024, totaled \$9,215,235, net of accumulated depreciation. Investments in capital assets include land, construction in progress, buildings, machinery and equipment, streets and signs, and automobiles.

Table 3 – Capital Assets, Net of Accumulated Depreciation

	Fiscal Year		Amount Change	% Change
	2023-2024	2022-2023		
Land	\$ 579,875	\$ 829,875	\$ (250,000)	-43.11 %
Construction in progress	7,355,834	7,355,834	-	0.00
Streets	983,420	1,068,935	(85,515)	-8.70
Signs	-	-	-	0.00
Buildings	5,512	11,026	(5,514)	-100.04
Automobiles	182,386	251,102	(68,716)	-37.68
Machinery and equipment	108,208	57,274	50,934	47.07
Totals	\$ 9,215,235	\$ 9,574,046	\$ (358,811)	-3.89

During the fiscal year 2023-2024 the City’s capital asset carrying value decreased a net amount of \$358,811. This amount includes depreciation expense of \$183,237, additional costs for machinery and equipment of \$74,426, and the disposals of land with cost of \$250,000. See note 4 for more information.

Long-Term Debt

The City of Hill Country Village issues bonds to fund needed capital improvement projects such as road construction and rehabilitation projects. These projects are budgeted in the capital projects fund. The budgeted amounts in the debt service fund reflect the actual principal and interest payments on all outstanding debt. The outstanding principal and interest payments scheduled to be paid out through fiscal year ended September 30, 2040. See note 6 for more information.

Table 4 – Long-Term Debt Outstanding

	Fiscal Year		Amount Change	% Change
	2023-2024	2022-2023		
General obligation bonds - principal	\$ 6,685,000	\$ 6,980,000	\$ (295,000)	-4.23 %
General obligation bonds - interest	1,868,200	2,068,450	(200,250)	-9.68
Totals	<u>\$ 8,553,200</u>	<u>\$ 9,048,450</u>	<u>\$ (495,250)</u>	-5.47 %

ECONOMIC FACTORS AND NEXT YEAR’S BUDGETS AND RATES

As in years past, the City set money aside in the vehicle replacement fund for the future purchase of police vehicles. For fiscal year 2016 and forward, the citizens of the City of Hill Country Village approved an increase of \$0.05 in property taxes to be maintained in the road maintenance fund to be committed to future capital projects. For fiscal year 2025, the City budgeted general fund revenues of \$2,169,190 or a 2.58% increase from fiscal year 2024 budget. Additionally, for fiscal year 2025, the City budgeted general fund expenditures of \$2,118,890 or an increase of 7.71% from fiscal year 2024 budget.

REQUESTS FOR INFORMATION

The City's financial statements are designed to present users (citizens, taxpayers, customers, investors, and creditors) with a general overview of the City's finances and to demonstrate the City's accountability. If you have questions about the report or need additional financial information, contact City Officials at the City Offices located at 116 Aspen Lane, San Antonio, Texas 78232, (210) 494-3671.



BASIC FINANCIAL STATEMENTS



CITY OF HILL COUNTRY VILLAGE, TEXAS

STATEMENT OF NET POSITION

September 30, 2024

	Governmental Activities	Component Unit	Total Reporting Entity
Assets:			
Current assets:			
Cash and cash equivalents	\$ 6,691,596	\$ 57,484	\$ 6,749,080
Receivables:			
Taxes, net	14,729	-	14,729
Accounts and other	323,619	-	323,619
Total current assets	7,029,944	57,484	7,087,428
Noncurrent assets:			
Capital assets:			
Land	579,875	-	579,875
Construction in progress	7,355,834	-	7,355,834
Streets	3,307,142	-	3,307,142
Signs	36,400	-	36,400
Improvements other than buildings	14,169	-	14,169
Buildings	220,553	-	220,553
Automobiles	378,260	-	378,260
Software	35,449	-	35,449
Machinery and equipment	223,824	-	223,824
Accumulated depreciation	(2,936,271)	-	(2,936,271)
Net pension asset - TMRS	243,158	-	243,158
Total noncurrent assets	9,458,393	-	9,458,393
Total assets	16,488,337	57,484	16,545,821
Deferred outflows of resources:			
Deferred outflows of resources - TMRS pension	106,668	-	106,668
Deferred outflows of resources - TMRS OPEB	12,564	-	12,564
Total deferred outflows of resources	119,232	-	119,232
Liabilities:			
Current liabilities:			
Accounts payable	101,115	-	101,115
Accrued salaries and benefits	99,020	-	99,020
Deferred revenues	-	-	-
Current portion of long-term debt	305,000	-	305,000
Accrued interest payable	32,392	-	32,392
Total current liabilities	537,527	-	537,527
Noncurrent liabilities:			
Due in more than one year	7,112,852	-	7,112,852
Total OPEB liability - TMRS	34,889	-	34,889
Total noncurrent liabilities	7,147,741	-	7,147,741
Total liabilities	7,685,268	-	7,685,268
Deferred inflows of resources:			
Deferred inflows of resources - TMRS pension	92,053	-	92,053
Deferred inflows of resources - TMRS OPEB	19,810	-	19,810
Total deferred inflows of resources	111,863	-	111,863
Net position:			
Net investment in capital assets	3,517,034	-	3,517,034
Restricted for:			
Public education grants	17,629	-	17,629
Special revenue	193,622	-	193,622
Capital projects	1,596,583	-	1,596,583
Debt service	4,928	-	4,928
Unrestricted	3,480,642	57,484	3,538,126
Total net position	8,810,438	57,484	8,867,922
Total liabilities, deferred inflows of resources, and net position	\$ 16,607,569	\$ 57,484	\$ 16,665,053

The accompanying notes are an integral part of these financial statements.

CITY OF HILL COUNTRY VILLAGE, TEXAS

STATEMENT OF ACTIVITIES

September 30, 2024

Functions / Programs	Expenses	Program Revenues		Net (Expense) Revenue and Changes in Net Position		Total Reporting Entity
		Charges for Services	Operating Grants and Contributions	Primary Government	Component Unit - EDC	
				Governmental Activities		
Primary Government:						
General government	\$ 523,213	\$ 220,492	\$ 15,000	\$ (287,721)	\$ -	\$ (287,721)
Fire department services	272,950	-	-	(272,950)	-	(272,950)
Public works	176,397	-	-	(176,397)	-	(176,397)
Police department	1,224,611	245,411	82,707	(896,493)	-	(896,493)
Interest and other fees	<u>153,964</u>	<u>-</u>	<u>-</u>	<u>(153,964)</u>	<u>-</u>	<u>(153,964)</u>
Total primary government	<u>\$ 2,351,135</u>	<u>\$ 465,903</u>	<u>\$ 97,707</u>	<u>(1,787,525)</u>	<u>-</u>	<u>(1,787,525)</u>
Component Unit	<u>\$ 15,000</u>	<u>\$ -</u>	<u>\$ -</u>		<u>(15,000)</u>	<u>(15,000)</u>
General Revenues:						
Taxes:						
Sales				1,419,551	-	1,419,551
Ad valorem				716,303	-	716,303
Liquor tax				11,983	-	11,983
Franchise fees				142,808	-	142,808
Investment earnings				276,460	2,010	278,470
Miscellaneous				6,272	-	6,272
Gain on disposal				<u>773,719</u>	<u>-</u>	<u>773,719</u>
Total general revenues				<u>3,347,096</u>	<u>2,010</u>	<u>3,349,106</u>
Change in net position				1,559,571	(12,990)	1,546,581
Net position - beginning				<u>7,250,867</u>	<u>70,474</u>	<u>7,321,341</u>
Net position - ending				<u>\$ 8,810,438</u>	<u>\$ 57,484</u>	<u>\$ 8,867,922</u>

The accompanying notes are an integral part of these financial statements.

CITY OF HILL COUNTRY VILLAGE, TEXAS
BALANCE SHEET – GOVERNMENTAL FUNDS

September 30, 2024

	Major Funds				Other Governmental Funds	Total Governmental Funds
	General	Road Maintenance	Debt Service	Capital Projects		
Assets:						
Cash and cash equivalents	\$ 3,179,929	\$ 620,891	\$ 5,428	\$ 2,507,558	\$ 377,790	\$ 6,691,596
Receivables:						
Taxes, net	9,650	5,079	-	-	-	14,729
Accounts and other	323,619	-	-	-	-	323,619
Due from other funds	<u>86,599</u>	<u>975,692</u>	<u>-</u>	<u>1,016,576</u>	<u>50,023</u>	<u>2,128,890</u>
Total assets	<u>\$ 3,599,797</u>	<u>\$ 1,601,662</u>	<u>\$ 5,428</u>	<u>\$ 3,524,134</u>	<u>\$ 427,813</u>	<u>\$ 9,158,834</u>
Liabilities:						
Accounts payable	\$ 101,115	\$ -	\$ -	\$ -	\$ -	\$ 101,115
Accrued salaries and benefits	99,020	-	-	-	-	99,020
Due to other funds	<u>1,240,028</u>	<u>-</u>	<u>500</u>	<u>799,483</u>	<u>88,879</u>	<u>2,128,890</u>
Total liabilities	<u>1,440,163</u>	<u>-</u>	<u>500</u>	<u>799,483</u>	<u>88,879</u>	<u>2,329,025</u>
Deferred inflows of resources:						
Unearned revenue - taxes	9,650	5,079	-	-	-	14,729
Unearned revenue - warrants	<u>175,096</u>	<u>-</u>	<u>-</u>	<u>-</u>	<u>-</u>	<u>175,096</u>
Total deferred inflows of resources	<u>184,746</u>	<u>5,079</u>	<u>-</u>	<u>-</u>	<u>-</u>	<u>189,825</u>
Fund balances:						
Restricted for:						
Public education grants	17,629	-	-	-	-	17,629
Special revenue	-	-	-	-	193,622	193,622
Debt service	-	-	4,928	-	-	4,928
Capital projects	-	1,596,583	-	1,719,651	-	3,316,234
Committed for:						
Capital projects	-	-	-	1,005,000	-	1,005,000
Vehicle replacement	-	-	-	-	145,312	145,312
Unassigned:						
General fund	<u>1,957,259</u>	<u>-</u>	<u>-</u>	<u>-</u>	<u>-</u>	<u>1,957,259</u>
Total fund balances	<u>1,974,888</u>	<u>1,596,583</u>	<u>4,928</u>	<u>2,724,651</u>	<u>338,934</u>	<u>6,639,984</u>
Total liabilities, deferred inflows of resources, and fund balances	<u>\$ 3,599,797</u>	<u>\$ 1,601,662</u>	<u>\$ 5,428</u>	<u>\$ 3,524,134</u>	<u>\$ 427,813</u>	<u>\$ 9,158,834</u>

The accompanying notes are an integral part of these financial statements.

CITY OF HILL COUNTRY VILLAGE, TEXAS
RECONCILIATION OF BALANCE SHEET
GOVERNMENTAL FUNDS TO STATEMENT OF NET POSITION

September 30, 2024

Total fund balances - governmental funds	\$	6,639,984
--	----	-----------

Amounts reported for governmental activities in the statement of net position are different because:

Capital assets used in governmental activities are not financial resources and, therefore, are not reported as assets in governmental funds.		9,215,235
--	--	-----------

Other long-term assets are not available to pay for current-period expenditures, and, therefore, are deferred inflows of resources in the funds.		189,825
--	--	---------

Long-term liabilities, including bonds payable, are not due and payable in the current period and, therefore, are not reported as liabilities in the funds:

Bonds payable	\$ (6,685,000)	
Bonds premium	(732,852)	
Accrued interest payable	<u>(32,392)</u>	(7,450,244)

Recognition of the City's net pension liability required by GASB 68 and the changes in deferred outflows and inflows of resources related to the TMRS pension asset:

Net pension asset	243,158	
Deferred inflow of resources - TMRS pension	(92,053)	
Deferred outflows of resources - TMRS pension	<u>106,668</u>	257,773

Recognition of the City's total OPEB liability required by GASB 75 and the changes in deferred outflows and inflows of resources related to the TMRS OPEB liability:

OPEB liability	(34,889)	
Deferred inflows of resources - TMRS OPEB	(19,810)	
Deferred outflows of resources - TMRS OPEB	<u>12,564</u>	<u>(42,135)</u>

Total net position - governmental activities	\$	<u>8,810,438</u>
--	----	------------------

The accompanying notes are an integral part of these financial statements.

CITY OF HILL COUNTRY VILLAGE, TEXAS

**STATEMENT OF REVENUE, EXPENDITURES, AND CHANGES IN
FUND BALANCES – GOVERNMENTAL FUNDS**

Year ended September 30, 2024

	Major Funds				Other Governmental Funds	Total Governmental Funds
	General	Road Maintenance	Debt Service	Capital Projects		
Revenue:						
Taxes:						
Sales taxes	\$ 1,064,662	\$ 354,889	\$ -	\$ -	\$ -	\$ 1,419,551
Ad valorem taxes	479,102	227,353	-	-	-	706,455
Liquor tax	11,983	-	-	-	-	11,983
Franchise fees	142,808	-	-	-	-	142,808
Municipal court revenues	215,337	-	-	-	23,927	239,264
Sewer service revenues	100,574	-	-	-	-	100,574
Licenses and permits	116,966	-	-	-	2,952	119,918
Grants and contributions	15,000	-	-	-	82,707	97,707
Interest	87,798	102,243	371	76,212	9,836	276,460
Other	6,272	-	-	-	-	6,272
Total revenue	<u>2,240,502</u>	<u>684,485</u>	<u>371</u>	<u>76,212</u>	<u>119,422</u>	<u>3,120,992</u>
Expenditures:						
Current:						
General and administrative	494,167	-	-	19,325	9,013	522,505
Fire department services	272,950	-	-	-	-	272,950
Public works	86,763	6,270	-	-	-	93,033
Police department	1,181,248	-	-	-	8,192	1,189,440
Capital outlay	-	-	-	-	74,426	74,426
Debt service:						
Principal	-	-	295,000	-	-	295,000
Interest	-	-	200,250	-	-	200,250
Bond fees	-	-	500	-	-	500
Total expenditures	<u>2,035,128</u>	<u>6,270</u>	<u>495,750</u>	<u>19,325</u>	<u>91,631</u>	<u>2,648,104</u>
Excess (deficiency) of revenue over (under) expenditures	<u>205,374</u>	<u>678,215</u>	<u>(495,379)</u>	<u>56,887</u>	<u>27,791</u>	<u>472,888</u>
Other financing sources (uses):						
Proceeds from sale of asset	-	-	-	1,005,000	18,719	1,023,719
Transfers in	-	-	495,250	-	50,000	545,250
Transfers out	<u>(50,000)</u>	<u>(495,250)</u>	<u>-</u>	<u>-</u>	<u>-</u>	<u>(545,250)</u>
Total other financing sources (uses)	<u>(50,000)</u>	<u>(495,250)</u>	<u>495,250</u>	<u>1,005,000</u>	<u>68,719</u>	<u>1,023,719</u>
Net change in fund balances	155,374	182,965	(129)	1,061,887	96,510	1,496,607
Fund balances - beginning	<u>1,819,514</u>	<u>1,413,618</u>	<u>5,057</u>	<u>1,662,764</u>	<u>242,424</u>	<u>5,143,377</u>
Fund balances - ending	<u>\$ 1,974,888</u>	<u>\$ 1,596,583</u>	<u>\$ 4,928</u>	<u>\$ 2,724,651</u>	<u>\$ 338,934</u>	<u>\$ 6,639,984</u>

The accompanying notes are an integral part of these financial statements.

CITY OF HILL COUNTRY VILLAGE, TEXAS

**RECONCILIATION OF CHANGE IN FUND BALANCES –
GOVERNMENTAL FUNDS TO CHANGE IN NET POSITION –
GOVERNMENTAL ACTIVITIES**

Year ended September 30, 2024

Net change in fund balances - total governmental funds \$ 1,496,607

Amounts reported for governmental activities in the statement of activities are different because:

Governmental funds report capital outlays as expenditures (\$74,426). However, in the statement of activities the cost of those assets is allocated over their estimated useful lives and reported as depreciation expense (\$183,237) as well as disposals of assets with remaining costs (\$250,000). This is the amount by which depreciation and disposal of assets exceeded capital outlay in the current period. (358,811)

Revenues in the statement of activities that do not provide current financial resources and are not reported as deferred inflows of resources in the funds. 15,995

The change in net pension liability and deferred inflows and outflows related to the City's TMRS pension liability. 65,313

The change in the OPEB liability and deferred inflows and outflows related to the City's TMRS OPEB asset. (1,319)

Repayment of bond principal is an expenditure in the funds but is not an expense in the statement of activities. 295,000

Certain long-term liabilities are accrued at the government-wide level but not at the fund level. This is the current year change in those liabilities, reported as expense in the statement of activities. 46,786

Change in net position of governmental activities \$ 1,559,571

The accompanying notes are an integral part of these financial statements.

CITY OF HILL COUNTRY VILLAGE, TEXAS

NOTES TO BASIC FINANCIAL STATEMENTS

September 30, 2024

(1) Summary of significant accounting policies

Reporting entity

The City of Hill Country Village is a municipal corporation governed by an elected mayor and five-member council. The accompanying financial statements present the City and its discretely presented component unit, an entity for which the City is considered to be financially accountable. The discretely presented component unit is reported in a separate column in the government-wide financial statements to emphasize that it is legally separate from the City.

Discretely presented component unit – The component unit column in the government-wide financial statements includes the financial data of the non-major component unit of the City of Hill Country Village, Texas. The component unit is presented as a governmental fund type. Following is a summary of the component unit:

Economic Development Corporation – The Corporation was organized for the purpose of promoting economic development in order to eliminate unemployment and underemployment and to promote and encourage employment and public welfare of, for, and on behalf of the City. The Board of Directors consists of five (5) members appointed by the city council.

Complete financial statements of the component unit may be obtained at City Hall located at 116 Aspen Lane, San Antonio, Texas 78232.

Government-wide and fund financial statements

The government-wide financial statements (i.e., the statement of net position and the statement of activities) report information on all of the activities of the primary government and its component unit. For the most part, the effect of interfund activity has been removed from these statements. Governmental activities are normally supported by taxes and intergovernmental revenues. The primary government is reported separately from the legally separate component unit for which the primary government is financially accountable.

The statement of activities demonstrates the degree to which the direct expenses of a given function or segment is offset by program revenues. Direct expenses are those that are clearly identifiable with a specific function or segment. Program revenues include 1) charges of customers or applicants who purchase, use, or directly benefit from goods, services, or privileges provided by a given function or segment and 2) grants and contributions that are restricted to meeting the operational or capital requirements of a particular function or segment. Taxes and other items not properly included among program revenues are reported instead as general revenues.

Separate financial statements are provided for governmental funds. Major individual governmental funds are reported as separate columns in the fund financial statements.

CITY OF HILL COUNTRY VILLAGE, TEXAS

NOTES TO BASIC FINANCIAL STATEMENTS

September 30, 2024

(1) Summary of significant accounting policies (continued)

Measurement focus, basis of accounting, and financial statement presentation

The government-wide financial statements are reported using the economic resources measurement focus and the accrual basis of accounting. Revenues are recorded when earned and expenses are recorded when a liability is incurred, regardless of the timing of related cash flows. Property taxes are recognized as revenues in the year for which they are levied. Grants and similar items are recognized as revenue as soon as all eligibility requirements imposed by the provider have been met.

Governmental fund financial statements are reported using the current financial resources measurement focus and the modified accrual basis of accounting. Revenues are recognized as soon as they are both measurable and available. Revenues are considered to be available when they are collectible within the current period or soon thereafter to pay liabilities of the current period. For this purpose, the City considers revenues to be available if they are collected within 30 days of the end of the current fiscal period. Expenditures are recorded when the related fund liability is incurred, except for principal and interest on long-term debt claims and judgments, and compensated absences, which are recognized as expenditures to the extent they have matured.

Property and sales taxes, utility franchises, and interest associated with the current fiscal period are all considered to be susceptible to accrual and have been recognized as revenues of the current fiscal period. All other revenue items are considered to be measurable and available only when cash is received by the City.

The City reports the following major governmental funds:

The general fund is the City's primary operating fund. It accounts for all financial resources of the general government, except those required to be accounted for in another fund.

The road maintenance fund is funded by sales and property taxes which are then used to repair and reconstruct existing roads within the City's limits.

The capital projects fund is funded by the issuance of the General Obligations Bonds, Series 2020 for the acquisition and construction of major capital improvements.

The debt service fund is funded by transfers and responsible for paying the City's debt obligations during the fiscal year.

As a general rule the effect of interfund activity has been eliminated from the government-wide financial statements. Exceptions to this are charges between the City's general government function and various other functions of the City. Eliminations of these charges would distort the direct costs and program revenues reported for the various functions concerned.

Amounts reported as program revenues include 1) charges to customers or applications for goods, services, or privileges provided, 2) operating grants and contributions, and 3) capital grants and contributions. General revenues include all taxes, investment earnings and all other revenues that can't be attributed to a specific functional expense.

When both restricted and unrestricted resources are available for use, it is the City's policy to use restricted resources first, then assigned, then committed, and then unrestricted resources as they are needed.

CITY OF HILL COUNTRY VILLAGE, TEXAS

NOTES TO BASIC FINANCIAL STATEMENTS

September 30, 2024

(1) Summary of significant accounting policies (continued)

Cash and cash equivalents

The City's cash and cash equivalents are considered to be cash on hand, demand deposits, and deposits in local government investment pools.

The City is authorized to invest in (1) obligations of the United States or its agencies and instrumentalities; (2) direct obligations of the State of Texas or its agencies; (3) other obligations, the principal of and interest on which are unconditionally guaranteed or insured by the State of Texas of the United States; (4) obligations of states, agencies, counties, cities, and other political subdivisions of any state having been rated of not less than "AA" or its equivalent; (5) certificates of deposit issued by state and national banks domiciled in Texas that are guaranteed or insured by the Federal Deposit Insurance Corporation (FDIC) or its successor, or secured by obligations mentioned above; and (6) fully collateralized direct repurchase agreements having a defined termination date.

Most of the investments for the City are stated at fair value. The fair value framework uses a hierarchy that prioritizes the inputs to the valuation techniques used to measure fair value. The hierarchy gives the highest priority to unadjusted quoted prices in active markets for identical assets or liabilities (level 1 measurement) and the lowest priority to unobservable inputs (level 3 measurements). The three levels of the fair value hierarchy are described below:

Level 1 - Inputs to the valuation methodology are unadjusted quoted prices for identical assets or liabilities in active markets that the City has the ability to access.

Level 2 - Inputs to the valuation methodology include:

- Quoted prices for similar assets or liabilities in active markets.
- Quoted prices for identical or similar assets or liabilities in inactive markets.
- Inputs other than quoted prices that are observable for the asset or liability.
- Inputs that are derived principally from or corroborated by observable market data by correlation or other means.

If the asset or liability has a specified (contractual) term, the level 2 input must be observable for substantially the full term of the asset or liability.

Level 3 - Inputs to the valuation methodology are unobservable and significant to the fair value measurement.

The asset's or liability's fair value measurement level within the fair value hierarchy is based on the lowest level of any input that is significant to the fair value measurement. Valuation techniques used need to maximize the use of observable inputs and minimize the use of unobservable inputs.

The City also invests funds in pooled investments which are valued at net asset value (NAV) per share or its equivalent. The valuation methodologies described above may produce a fair value calculation that may not be indicative of net realizable values or reflective of future fair values. Furthermore, while the City believes its valuation methods are appropriate and consistent with those of other market participants, the use of different methodologies or assumptions to determine the fair value of certain financial instruments could result in a different fair value measurement at the reporting date.

CITY OF HILL COUNTRY VILLAGE, TEXAS

NOTES TO BASIC FINANCIAL STATEMENTS

September 30, 2024

(1) Summary of significant accounting policies (continued)

Receivables and payables

Activities between the funds that are representative of interfund loans outstanding at the end of the fiscal year are referred to as due to/from other funds.

Accounts receivable are reported net of allowances for uncollectible accounts. The allowance account represents management's estimate of uncollectible accounts based upon experience and historical trends.

Property taxes for the City are levied each October 1 on the taxable value as of the preceding January 1, the date a lien attaches, for all taxable real and personal property located in the City. Taxes are due by January 31 following the October 1 assessment date and become delinquent on February 1, at which time they begin accruing penalty and interest. The enforceable legal claim date for property taxes is the assessment date; therefore, the City did not record a receivable for accrual of future taxes at year end.

Taxes have been reported in the financial statements net of the allowance for uncollectible taxes. Tax revenues are recognized as they become available. Accordingly, an amount equal to taxes not yet available has been reported as deferred inflows of resources at the governmental fund level.

Capital assets

Capital assets, which include land, buildings and improvements, machinery, equipment, vehicles, and infrastructure assets (i.e., roads, bridges, sidewalks, and similar items), are reported in the governmental activities column in the government-wide financial statements. Capital assets are defined by the City as assets with an initial, individual cost of more than \$5,000 and an estimated useful life in excess of one year.

When capital assets are purchased, they are capitalized and depreciated in the government-wide financial statements. Capital assets are recorded as expenditures of the current period in the governmental fund financial statements.

Capital assets are valued at cost where historical records are available and at an estimated cost where no records exist. Donated capital assets are valued at their estimated acquisition value at the date of donation.

The costs of normal maintenance and repairs that do not add to the value of the asset or materially extend assets lives are not capitalized.

Improvements to capital assets that materially extend the life of the asset or add to the value are capitalized. Major outlays for capital assets and improvements are capitalized as projects are constructed. Interest incurred during construction will not be capitalized in the governmental activities on the government-wide financial statements.

Capital assets are depreciated over their useful lives on a straight-line basis as follows:

<u>Assets</u>	<u>Years</u>
Buildings and improvements	20 - 50
Machinery, equipment, and vehicles	2 - 20
Infrastructure	15 - 30

CITY OF HILL COUNTRY VILLAGE, TEXAS

NOTES TO BASIC FINANCIAL STATEMENTS

September 30, 2024

(1) Summary of significant accounting policies (continued)

Compensated absences

It is the City's policy to permit employees to accumulate earned but unused paid time off, holiday, and compensatory time benefits. Paid time off, holiday, and compensatory time are accrued when incurred in the government-wide financial statements.

Deferred outflows/inflows of resources

Pensions

For purposes of measuring the net pension liability, deferred outflows of resources and deferred inflows of resources related to pensions, and pension expense, information about the fiduciary net position of the Texas Municipal Retirement System (TMRS) and additions to/deductions from TMRS's fiduciary net position have been determined on the same basis as they are reported by TMRS. For this purpose, plan contributions are recognized in the period that compensation is reported for the employee, which is when contributions are legally due. Benefit payments and refunds are recognized when due and payable in accordance with the benefit terms. Investments are reported at fair value.

Other postemployment benefits

The other postemployment benefit liability of the Texas Municipal Retirement System (TMRS) Supplemental Death Benefit Plan (SDBF) has been determined using the flow of economic resources measurement focus and full accrual basis of accounting. This includes for purposes of measuring the other postemployment benefit (OPEB) liability and deferred outflows of resources related to the other postemployment benefits, OPEB expense. Benefit payments are recognized when due and payable in accordance with the benefit terms. Contributions are utilized to fund active member deaths on a pay-as-you-go basis; any excess contributions and investment income over payments then become net position available for benefits.

The statement of financial position will sometimes report a separate section for deferred outflows of resources. This separate financial statement element, deferred outflows of resources, represents a consumption of net position that applies to a future period(s) and so will not be recognized as an outflow of resources (expenditure) until then.

The statement of financial position will sometimes report a separate section for deferred inflows of resources. This separate financial statement element, deferred inflows of resources, represents an acquisition of net position that applies to a future period(s) and so will not be recognized as an inflow of resources (revenue) until then.

Long-term obligations

In the government-wide financial statements, long-term debt and other long-term obligations are reported as a liability.

CITY OF HILL COUNTRY VILLAGE, TEXAS

NOTES TO BASIC FINANCIAL STATEMENTS

September 30, 2024

(1) Summary of significant accounting policies (continued)

Fund balance

The City has implemented GASB Statement 54 “*Fund Balance Reporting and Governmental Fund Type Definitions.*” This statement provides more clearly defined fund balance categories to make the nature and extent of the constraints placed on a government’s fund balance more transparent. The following classifications describe the relative strength of the spending constraints placed on the purposes for which resources can be used:

- Nonspendable fund balance – amounts that are not in a spendable form (such as prepaid expenditures) are required to be maintained intact;
- Restricted fund balance – amounts constrained to specific purposes by their providers (such as grantors, bondholders, and higher levels of government), through constitutional provisions, or by enabling legislation;
- Committed fund balance – amounts constrained to specific purposes by a government itself, using its highest level of decision-making authority, to be reported as committed, amounts cannot be used for any other purpose unless the government takes the same highest level action to remove or change the constraint;
- Assigned fund balance – amounts a government intends to use for a specific purpose; intent can be expressed by the governing body or by an official or body to which the governing body delegates the authority;
- Unassigned fund balance – amounts that are available for any purpose, positive amounts are reported only in the general fund.

The City Council establishes (and modifies or rescinds) fund balance commitments by passage of an ordinance or resolution. Assigned fund balance is delegated by the City Council to the City Administrator.

Use of estimates

The preparation of financial statements in conformity with GAAP requires management to make estimates and assumptions that affect certain reported amounts and disclosures. Accordingly, actual results could differ from those estimates.

(2) Deposits and investments

Deposits and investments

Custodial credit risk – deposits. In the case of deposits, this is the risk that in the event of a bank failure, the City’s deposits may not be returned to it. The City’s investment policy requires funds on deposit at the depository bank to be collateralized. The City’s deposits were entirely insured or collateralized with securities as provided by State laws and regulations and FDIC Insurance.

CITY OF HILL COUNTRY VILLAGE, TEXAS

NOTES TO BASIC FINANCIAL STATEMENTS

September 30, 2024

(2) Deposits and investments (continued)

The City's policy requires deposits to be 102 percent (102%) secured by collateral less the amount of the Federal Deposit Insurance Corporation (FDIC) insurance. The City Council approves and designates a list of authorized depository institutions based on audited financial statements, proof of National Association of Security Dealers certification, and depository agreements provided by the financial institution.

At September 30, 2024, the City's carrying amount of bank balance was \$2,181,116 and the book balance was \$2,129,252.

Custodial credit risk – investments. For an investment, this is the risk that, in the event of the failure of the counterparty, the City will not be able to recover the value of its investments or collateral securities that are in the possession of an outside party. All of the City's investments are held in external investment pools which are not subject to custodial credit risk. At year end, the City had \$4,619,828 invested in short-term pooled investments.

Interest rate risk – investments. For an investment, this is the risk that changes in interest rates will adversely affect the fair value of an investment. Investments held for longer periods are subject to increased risk of adverse interest rate changes. The City's policy provides that investments are matched with anticipated cash flows. The policy also states that the City will generally not directly invest in securities with maturities more than one year from the date of purchase, although the City Administrator may elect to invest no more than 50% of excess funds in investments with maturities from 1 to 3 years.

Fair value measurement – investments. Fair value of the City's investments are measured by the City categorizes using the fair value hierarchy established by generally accepted accounting principles. The hierarchy is based on the valuation inputs used to measure the fair value of the asset. Level 1 inputs are quoted prices in the active markets for identical assets; level 2 inputs are significant other observable inputs; level 3 inputs are significant unobservable inputs. All of the City's investments carried at fair value are valued using quoted market prices (level 1 inputs).

Public fund investment pools

Public funds investment pools in Texas (Pools) are established under the authority of the Inter-local Cooperation Act, Chapter 79 of the Texas Government Code, and are subject to the provisions of Public Funds Investment Act (the Act), Chapter 2256 of the Texas Government Code.

In addition to other provisions of the Act designed to promote liquidity and safety of principal, the Act requires pools to: (1) have an advisory board composed of participants in the pool and other persons who do not have a business relationship with the pool and are qualified to advise the pool; (2) maintain a continuous rating of no lower than AAA or AAA- or an equivalent rating by at least one nationally recognized rating service; and (3) maintain the market value of its underlying investment portfolio within one half of one percent of the value of its shares.

CITY OF HILL COUNTRY VILLAGE, TEXAS

NOTES TO BASIC FINANCIAL STATEMENTS

September 30, 2024

(2) Deposits and investments (continued)

Public fund investment pools (continued)

As of September 30, 2024, the City’s investments are rated as to credit quality as follows:

Investment Type	Fair Value	Weighted Average Maturity (Days)	Rating
TexPool Investment Pool	\$ 162,194	31	AAAm
Texas CLASS Investment Pool	<u>4,457,634</u>	83	AAAm
Total	<u>\$ 4,619,828</u>		
Portfolio Weighted Average Maturity	81		

(3) Receivables

The following is a summary of the gross taxes receivable and the allowances for uncollectible taxes:

	Taxes	Allowance for Uncollectible Taxes	Net Taxes
Taxes:			
General fund	\$ 10,473	\$ 823	\$ 9,650
Road maintenance fund	<u>5,276</u>	<u>197</u>	<u>5,079</u>
Total taxes	<u>\$ 15,749</u>	<u>\$ 1,020</u>	<u>\$ 14,729</u>

Other receivables as of year end for the City’s individual major funds, including the applicable allowances for uncollectible accounts, are as follows:

	General
Sales taxes	\$ 112,363
Franchise fees	36,160
Municipal court warrants	350,192
Other	<u>-</u>
Gross receivables	498,715
Less allowance	<u>(175,096)</u>
Net total receivables	<u>\$ 323,619</u>

CITY OF HILL COUNTRY VILLAGE, TEXAS

NOTES TO BASIC FINANCIAL STATEMENTS

September 30, 2024

(4) Capital assets

	Beginning Balance	Increase	Decrease	Ending Balance
Governmental activities:				
Capital assets, not being depreciated				
Land	\$ 829,875	\$ -	\$ 250,000	\$ 579,875
Construction in progress	<u>7,355,834</u>	<u>-</u>	<u>-</u>	<u>7,355,834</u>
Total capital assets, not being depreciated	<u>8,185,709</u>	<u>-</u>	<u>250,000</u>	<u>7,935,709</u>
Capital assets, being depreciated				
Streets	3,307,142	-	-	3,307,142
Signs	36,400	-	-	36,400
Improvements other than buildings	14,169	-	-	14,169
Buildings	220,553	-	-	220,553
Automobiles	432,983	-	54,723	378,260
Software	35,449	-	-	35,449
Machinery and equipment	<u>149,398</u>	<u>74,426</u>	<u>-</u>	<u>223,824</u>
Total capital assets, being depreciated	<u>4,196,094</u>	<u>74,426</u>	<u>54,723</u>	<u>4,215,797</u>
Less accumulated depreciation for				
Streets	2,238,207	85,515	-	2,323,722
Signs	36,400	-	-	36,400
Improvements other than buildings	14,169	-	-	14,169
Buildings	209,527	5,514	-	215,041
Automobiles	181,881	68,716	54,723	195,874
Software	35,449	-	-	35,449
Machinery and equipment	<u>92,124</u>	<u>23,492</u>	<u>-</u>	<u>115,616</u>
Total accumulated depreciation	<u>2,807,757</u>	<u>183,237</u>	<u>54,723</u>	<u>2,936,271</u>
Total capital assets, being depreciated - net	<u>1,388,337</u>	<u>(108,811)</u>	<u>-</u>	<u>1,279,526</u>
Governmental activities capital assets - net	<u>\$ 9,574,046</u>	<u>\$ (108,811)</u>	<u>\$ 250,000</u>	<u>\$ 9,215,235</u>

Depreciation expense was charged to functions/programs of the primary government as follows:

Governmental activities	
General and administrative	\$ 6,817
Public works	86,404
Police department	<u>90,016</u>
Total depreciation expense - governmental activities	<u>\$ 183,237</u>

CITY OF HILL COUNTRY VILLAGE, TEXAS

NOTES TO BASIC FINANCIAL STATEMENTS

September 30, 2024

(5) Interfund balances and transfers

In the fund financial statements, interfund balances are the result of normal transactions and will be liquidated in the subsequent fiscal year.

The composition of interfund balances as of September 30, 2024, is as follows:

<u>Receivable Fund</u>	<u>Payable Fund</u>	<u>Amount</u>
Road Maintenance Fund	General Fund	\$ 176,209
Road Maintenance Fund	Capital Projects Fund	799,483
Capital Projects Fund	General Fund	1,016,576
General Fund	Nonmajor Governmental Funds	84,304
General Fund	Debt Service Fund	500
General Fund	General Fund	1,795
Nonmajor Governmental Funds	Nonmajor Governmental Funds	4,575
Nonmajor Governmental Funds	General Fund	45,448
Total		<u>\$ 2,128,890</u>

The composition of interfund transfers during the year ended September 30, 2024 are as follows:

<u>Transfer In</u>	<u>Transfer Out</u>	<u>Amount</u>
Vehicle Replacement Fund	General Fund	\$ 50,000
Debt Service Fund	Road Maintenance	495,250
Total		<u>\$ 545,250</u>

(6) Long-term obligations

Bonds payable

The City issued General Obligations Bonds, Series 2020 on October 20, 2020 in the amount of \$7,785,000 for the purpose of constructing and improving existing City street and drainage improvements. The original issue consists of bonds maturing as of August 1, 2021 and term bonds which mature at various times, the last of which matures August 1, 2040, with interest ranging from 2.00% to 3.00%.

The City had the following changes in long-term debt outstanding for the year ended September 30, 2024:

	Original Amount	Interest Rates	Balance Outstanding October 1, 2023	Issued	Retired	Balance Outstanding September 30, 2024	Amounts Due in One Year
Governmental activities:							
General Obligation							
Bonds, Series 2020	\$ 7,785,000	2.00-3.00%	\$ 6,980,000	-	\$ 295,000	\$ 6,685,000	\$ 305,000
Total governmental activities			<u>\$ 6,980,000</u>	<u>-</u>	<u>\$ 295,000</u>	<u>\$ 6,685,000</u>	<u>\$ 305,000</u>

CITY OF HILL COUNTRY VILLAGE, TEXAS
NOTES TO BASIC FINANCIAL STATEMENTS

September 30, 2024

(6) Long-term obligations (continued)

The following is a schedule of required payments for these general obligation bonds:

Fiscal Year Ending September 30,	Governmental Activities		
	Principal	Interest	Total
2025	\$ 305,000	\$ 194,350	\$ 499,350
2026	315,000	188,250	503,250
2027	325,000	181,950	506,950
2028	340,000	172,200	512,200
2029	355,000	162,000	517,000
2030-2034	2,015,000	640,800	2,655,800
2035-2039	2,475,000	312,000	2,787,000
2040	555,000	16,650	571,650
	<u>\$ 6,685,000</u>	<u>\$ 1,868,200</u>	<u>\$ 8,553,200</u>

Changes in long-term liabilities:

	Balance Outstanding October 1, 2023	Additions	Deletions	Balance Outstanding September 30, 2024	Amounts Due in One Year
Long-term liabilities					
Bonds payable					
General obligation bonds	\$ 6,980,000	\$ -	\$ 295,000	\$ 6,685,000	\$ 305,000
Premium	778,655	-	45,803	732,852	-
Total bonds payable	<u>7,758,655</u>	<u>-</u>	<u>340,803</u>	<u>7,417,852</u>	<u>305,000</u>
Other long-term liabilities					
OPEB liability	<u>28,651</u>	<u>6,238</u>	<u>-</u>	<u>34,889</u>	<u>-</u>
Total long-term liabilities	<u>\$ 7,787,306</u>	<u>\$ 6,238</u>	<u>\$ 340,803</u>	<u>\$ 8,141,752</u>	<u>\$ 305,000</u>

CITY OF HILL COUNTRY VILLAGE, TEXAS

NOTES TO BASIC FINANCIAL STATEMENTS

September 30, 2024

(7) Defined benefit pension plan

Plan description

The City of Hill Country Village participates as one of 934 plans in the defined benefit cash-balance plan administered by the Texas Municipal Retirement System (TMRS). TMRS is a statewide public retirement plan created by the State of Texas and administered in accordance with the TMRS Act, Subtitle G, Title 8, Texas Government Code (the TMRS Act) as an agent multiple-employer retirement system for employees of Texas participating cities. The TMRS Act places the general administration and management of TMRS with a six-member, Governor appointed Board of Trustees; however, TMRS is not fiscally dependent on the State of Texas. TMRS issues a publicly available Annual Comprehensive Financial Report that can be obtained at www.tmr.com.

All eligible employees of the City are required to participate in TMRS.

Benefits provided

TMRS provides retirement, disability, and death benefits. Benefit provisions are adopted by the governing body of the City, within the options available in the state statutes governing TMRS.

At retirement, the member's benefit is calculated based on the sum of the member's contributions, with interest, and the City-financed monetary credits with interest. The retiring member may select one of seven monthly benefit payment options. Members may also choose to receive a portion of their benefit as a lump sum distribution in an amount equal to 12, 24, or 36 monthly payments, which cannot exceed 75% of the total member contributions and interest.

The plan provisions are adopted by the governing body of the City, within the options available in the state statutes governing TMRS. Members are eligible to retire at age sixty (60) and above with five (5) or more years of service or with twenty-five (25) years of service regardless of age. A member is vested after five (5) years. The contribution rate for the employees is 5%, and the City matching percent is currently 2 to 1.

Employees covered by benefit terms

At the December 31, 2023 valuation and measurement date, the following employees were covered by the benefit terms:

Inactive employees or beneficiaries currently receiving benefits	8
Inactive employees entitled to but not yet receiving benefits	27
Active employees	<u>15</u>
	<u>50</u>

Contributions

Member contribution rates in TMRS are either 5%, 6%, or 7% of members total compensation, and the City matching percentages are either 1:1, 1.5:1, or 2:1, both as adopted by the governing body of the City. Under the state law governing TMRS, the contribution rate for each city is determined annually by the actuary, using the entry age normal (EAN) actuarial cost method. The City's contribution rate is based on the liabilities created from the benefit plan options selected by the City and any changes in benefits or actual experience over time.

CITY OF HILL COUNTRY VILLAGE, TEXAS

NOTES TO BASIC FINANCIAL STATEMENTS

September 30, 2024

(7) Defined benefit pension plan (continued)

Contributions (continued)

Employees for the City were required to contribute 5% of their annual compensation during the fiscal year. The contribution rates for the City were 4.31% and 3.30% for calendar years 2023 and 2024 respectively. The City's contributions to TMRS for the years ended September 30, 2023 and 2024 were \$42,238 and \$37,298; which were equal to the required contributions.

Net pension asset

The City's net pension asset (NPA) was measured as of December 31, 2023, and the total pension liability (TPL) used to calculate the net pension liability was determined by an actuarial valuation as of that date.

Actuarial assumptions:

The total pension liability in the December 31, 2023 actuarial valuation was determined using the following actuarial assumptions:

Valuation date	December 31st
Actuarial cost method	Entry age normal
Amortization method	Level percentage of payroll, closed
Remaining amortization period	N/A
Asset valuation method	10 year smoothed market, 12% soft corridor
Inflation	2.50%
Salary increases	3.60% to 11.85% including inflation
Investment rate of return	6.75%
Retirement age	Experience-based table of rates that vary by age. Last updated for the 2023 valuation pursuant to an experience study of the period ending 2022.
Mortality	Post-retirement: 2019 Municipal Retirees of Texas Mortality Tables. Male rates are multiplied by 103% and female rates are multiplied by 105%. The rates are projected on a fully generational basis by the most recent Scale MP-2021 (with immediate convergence). Pre-retirement: PUB(10) mortality tables, with the 110% of the Public Safety table used for males and the 100% of the General Employee table used for females. The rates are projected on a fully generational basis by the most recent Scale MP-2021 (with immediate convergence).

Salary increases were based on a service-related table. Mortality rates for active members are based on the PUB (10) mortality tables with the Public Safety table used for males and the General Employee table used for females. Mortality rates for healthy retirees and beneficiaries are based on the Gender-distinct 2019 Municipal Retirees of Texas mortality tables. The rates for actives, healthy retirees and beneficiaries are projected on a fully generational basis by Scale UMP to account for future mortality improvements. For disabled annuitants, the same mortality tables for healthy retirees is used with a 4-year set-forward for males and a 3-year set-forward for females. In addition, a 3.5% and 3.0% minimum mortality rate is applied, for males and females respectively, to reflect the impairment for younger members who become disabled. The rates are projected on a fully generational basis by scale UMP to account for future mortality improvements subject to the floor.

CITY OF HILL COUNTRY VILLAGE, TEXAS

NOTES TO BASIC FINANCIAL STATEMENTS

September 30, 2024

(7) Defined benefit pension plan (continued)

Net pension asset (continued)

Actuarial assumptions (continued)

The actuarial assumptions were developed primarily from the actuarial investigation of the experience of TMRS over the four-year period from December 31, 2018 to December 31, 2022. The assumptions were adopted in 2023 and first used in the December 31, 2023, actuarial valuation. The post-retirement mortality assumption for Annuity Purchase Rates (APRs) is based on the Mortality Experience Investigation Study covering 2009 through 2011 and dated December 31, 2013. Plan assets are managed on a total return basis with an emphasis on both capital appreciation as well as the production of income to satisfy the short-term and long-term funding needs of TMRS.

The long-term expected rate of return on pension plan investments was determined using a building-block method in which best estimate ranges of expected future real rates of return (expected returns, net of pension plan investment expense and inflation) are developed for each major asset class. These ranges are combined to produce the long-term expected rate of return by weighting the expected future real rates of return by the target asset allocation percentage and by adding expected inflation.

The target allocation and best estimates of real rates of return for each major asset class in fiscal year 2024 are summarized in the following table:

<u>Asset Class</u>	<u>Target Allocation</u>	<u>Long-Term Expected Real Rate of Return (Arithmetic)</u>
Global Equity	35.0%	6.70%
Core Fixed Income	6.0%	4.70%
Non-Core Fixed Income	20.0%	8.00%
Other Public or Private Markets	12.0%	8.00%
Real Estate	12.0%	7.60%
Mutual Funds	5.0%	6.40%
Private Equity	10.0%	11.60%
Total	<u>100.0%</u>	

Discount rate:

The discount rate used to measure the total pension liability was 6.75%. The projection of cash flows used to determine the discount rate assumed that member and employer contributions will be made at the rates specified in statute. Based on that assumption, the pension plan's fiduciary net position was projected to be available to make all projected future benefit payments of current active and inactive members. Therefore, the long-term expected rate of return on pension plan investments was applied to all periods of projected benefit payments to determine the total pension liability.

CITY OF HILL COUNTRY VILLAGE, TEXAS

NOTES TO BASIC FINANCIAL STATEMENTS

September 30, 2024

(7) Defined benefit pension plan (continued)

Net pension asset (continued)

Changes in the net pension asset:

The schedule below presents the changes in the net pension liability (asset) as of December 31, 2023:

	Increase (Decrease)		
	Total Pension Liability	Plan Fiduciary Net Position	Net Pension Liability (Asset)
	(a)	(b)	(a) - (b)
Balance at December 31, 2022	\$ 2,508,209	\$ 2,619,216	\$ (296,778)
Changes for the year:			
Service cost	94,737	-	94,737
Interest (on the total pension liability)	169,314	-	169,314
Change in benefit terms including substantial automatic status	-	-	-
Difference between expected and actual experience	13,334	-	13,334
Changes of assumptions	(13,263)	-	(13,263)
Contributions - employer	-	43,858	(43,858)
Contributions - employee	-	50,879	(50,879)
Net investment income	-	303,478	(303,478)
Benefit payments, including refunds of employee contributions	(94,436)	(94,436)	-
Administrative expense	-	(1,929)	1,929
Other changes	-	(11)	11
Net changes	<u>169,686</u>	<u>301,837</u>	<u>(132,151)</u>
Balance at December 31, 2023	<u>\$ 2,677,895</u>	<u>\$ 2,921,053</u>	<u>\$ (243,158)</u>

Sensitivity of the net pension asset to changes in the discount rate:

The following presents the net pension asset of the City, calculated using the discount rate of 6.75%, as well as what the City's net pension asset would be if it were calculated using a discount rate that is 1-percentage-point lower or 1-percentage-point higher than the current rate:

	1% Decrease in Discount Rate (5.75%)	Current Discount Rate (6.75%)	1% Increase in Discount Rate (7.75%)
City's net pension liability (asset)	\$ <u>135,188</u>	\$ <u>(243,158)</u>	\$ <u>(552,627)</u>

Pension plan fiduciary net position

Detailed information about the pension plan's fiduciary net position is available in the schedule of changes in fiduciary net position, by participating city. That report may be obtained at www.trms.com.

CITY OF HILL COUNTRY VILLAGE, TEXAS

NOTES TO BASIC FINANCIAL STATEMENTS

September 30, 2024

(7) Defined benefit pension plan (continued)

Pension expense and deferred outflows of resources and deferred inflows of resources related to pensions

For the year ended September 30, 2024, the City recognized pension gain of \$31,015.

At September 30, 2024, the City reported deferred outflows of resources and deferred inflows of resources related to pensions from the following sources:

	Deferred Outflows of Resources	Deferred Inflows of Resources
Difference between expected and actual economic experience	\$ 12,618	\$ 82,750
Changes in actuarial assumptions	-	9,303
Difference between projected and actual investment earnings	68,578	-
Contributions subsequent to the measurement date	25,472	-
Total	\$ 106,668	\$ 92,053

The City reported \$25,472 as deferred outflows of resources related to pensions resulting from contributions subsequent to the measurement date will be recognized as a reduction of the net pension asset for the year ending September 30, 2025. Other amounts reported as deferred outflows and inflows of resources related to pensions will be recognized in pension expense as follows:

Fiscal Year Ended	
September 30,	
2025	\$ (34,386)
2026	(4,689)
2027	53,551
2028	(25,333)
Thereafter	-
Total	\$ (10,857)

(8) Other postemployment benefits (OPEB) plan

Plan description

The City participates in the cost sharing multiple-employer defined benefit group-term life insurance plan operated by TMRS known as the Supplemental Death Benefits Fund (SDBF). The City elected, by ordinance, to provide group-term life insurance coverage to both current and retired employees. The City may terminate coverage under and discontinue participation in the SDBF by adopting an ordinance before November 1 of any year to be effective the following January 1.

CITY OF HILL COUNTRY VILLAGE, TEXAS

NOTES TO BASIC FINANCIAL STATEMENTS

September 30, 2024

(8) Other postemployment benefits (OPEB) plan (continued)

Benefits provided

The death benefit for active employees provides a lump-sum payment approximately equal to the member's annual salary (calculated based on the employee's actual earnings, for the 12-month period preceding the month of death); retired members are insured for \$7,500; this coverage is an "other postemployment benefit" or OPEB. As the SDBF covers both active and retiree members, with no segregation of assets, the SDBF is considered to be an unfunded OPEB plan (i.e., no assets are accumulated).

Contributions

The City contributes to the SDBF at a contractually required rate as determined by an annual actuarial valuation. The rate is based on the mortality and service experience of all employees covered by the SDBF and the demographics specific to the workforce of the City. The funding policy for the SDBF program is to assure that adequate resources are available to meet all death benefit payments for the upcoming year. As such, contributions fund the covered active member and retiree deaths on a pay-as-you-go basis.

The contribution rates for the City were 0.26% and 0.25% for calendar years 2023 and 2024. The City's contributions to TMRS for the SDBF program for the year ended September 30, 2023 and 2024 were \$2,261 and \$2,643, which were equal to the required contributions.

Employees covered by benefit terms

At the December 31, 2023 valuation and measurement date, the following employees were covered by the benefit terms:

Inactive employees or beneficiaries receiving benefits	5
Inactive employees entitled to but not yet receiving benefits	6
Active employees	<u>15</u>
	<u>26</u>

Other postemployment benefits (OPEB) liability

The City's total OPEB liability of \$34,889 was measured as of December 31, 2023, and was determined by an actuarial valuation as of that date.

CITY OF HILL COUNTRY VILLAGE, TEXAS

NOTES TO BASIC FINANCIAL STATEMENTS

September 30, 2024

(8) Other postemployment benefits (OPEB) plan (continued)

Actuarial assumptions:

The total OPEB liability in the December 31, 2023 actuarial valuation was determined using the following actuarial assumptions and other inputs, applied to all periods included in the measurement, unless otherwise specified:

Inflation	2.50%
Salary increases	3.60% to 11.85% including inflation
Discount rate *	3.77%
Retirees' share of benefit-related costs	\$0
Administrative expenses	All administrative expenses are paid through the Pension Trust and accounted for under reporting requirements under GASB Statement No. 68.
Mortality rates - service retirees	2019 Municipal Retirees of Texas Mortality Tables. Male rates are multiplied by 103% and female rates are multiplied by 105%. The rates are projected on a fully generational basis by the most recent Scale MP-2021 (with immediate convergence).
Mortality rates - disabled retirees	2019 Municipal Retirees of Texas Mortality Tables with a 4 year set-forward for males and a 3 year set-forward for females. In addition, a 3.5% and 3% minimum mortality rate will be applied to reflect the impairment for younger members who become disabled for males and females, respectively. The rates are projected on a fully generational basis by the most recent Scale MP-2021 (with immediate convergence) to account for future mortality improvements subject to the floor.

* The discount rate was based on the Fidelity Index's "20-Year Municipal GO AA Index" rate as of December 31, 2023. Note: The actuarial assumptions used in the December 31, 2022 valuation were based on the results of an actuarial experience study for the period December 31, 2014 to December 31, 2018.

Changes in the total OPEB liability:

Balance at December 31, 2022	\$	28,651
Changes for the year:		
Service cost		1,526
Interest on the total OPEB liability		1,189
Difference between expected and actual experience		1,512
Change of assumptions or other inputs		2,113
Benefit payments *		<u>(102)</u>
Net changes		<u>6,238</u>
Balance at December 31, 2023	\$	<u><u>34,889</u></u>

*Due to the SDBF being considered an unfunded OPEB plan under GASB 75, benefit payments are treated as being equal to the employer's yearly contribution for retirees.

CITY OF HILL COUNTRY VILLAGE, TEXAS

NOTES TO BASIC FINANCIAL STATEMENTS

September 30, 2024

(8) Other postemployment benefits (OPEB) plan (continued)

Sensitivity of the total OPEB liability to changes in the discount rate:

The following presents the total OPEB liability of the City, calculated using the discount rate of 3.77%, as well as what the City’s OPEB liability would be if it were calculated using a discount rate that is 1-percentage-point lower or 1-percentage-point higher than the current rate:

	1% Decrease in Discount Rate (2.77%)	Current Discount Rate (3.77%)	1% Increase in Discount Rate (4.77%)
Total OPEB liability	\$ <u>45,067</u>	\$ <u>34,889</u>	\$ <u>27,475</u>

OPEB expense and deferred outflows of resources and deferred inflows of resources related to OPEB:

For the year ended September 30, 2024, the City recognized OPEB expense of \$1,529.

At September 30, 2024, the City reported deferred outflows of resources and deferred inflows of resources related to OPEB from the following sources:

	Deferred Outflows of Resources	Deferred Inflows of Resources
Difference between expected and actual economic experience	\$ 1,935	\$ 3,874
Changes in actuarial assumptions	8,699	15,936
Difference between projected and actual investment earnings	-	-
Contributions subsequent to the measurement date	<u>1,930</u>	<u>-</u>
Total	<u>\$ 12,564</u>	<u>\$ 19,810</u>

The City reported \$1,930 deferred outflows of resources related to OPEB resulting from contributions subsequent to the measurement date will be recognized as a reduction of the OPEB liability for the year ending September 30, 2025. Other amounts reported as deferred outflows and inflows of resources related to OPEB will be recognized in the OPEB expense as follows:

Fiscal Year Ended September 30,	
2025	\$ (1,576)
2026	(1,118)
2027	(2,404)
2028	(3,762)
2029	(335)
Thereafter	<u>19</u>
Total	<u>\$ (9,176)</u>

CITY OF HILL COUNTRY VILLAGE, TEXAS

NOTES TO BASIC FINANCIAL STATEMENTS

September 30, 2024

(9) Risk management

The City is exposed to various risks of loss related to torts; theft of, damage to, and destruction of assets; errors and omissions; and natural disasters. The City contracts with the Texas Municipal League Intergovernmental Risk Pool, a public entity risk pool currently operating as a common risk management and insurance program providing insurance coverage in the following areas: general liability, automobile liability and physical damage, worker's compensation, real and personal property, and errors and omissions liability. The agreement for formation of the Texas Municipal League Intergovernmental Risk Pool provides that the pool will be self-sustaining through member premiums and will be adjusted annually through an experience modifier.

There were no reductions in insurance coverage from the prior year. Settled claims have not exceeded coverage for each of the past three (3) years.

The pooling agreement requires the pool to be self-sustaining. It is not possible to estimate the amount of any losses for which the City might be liable. The Texas Municipal League Intergovernmental Risk Pool has published its own financial report for the year ended September 30, 2024, which can be obtained from the Texas Municipal League.

(10) Payment in lieu of taxes

The City of Hill Country Village enters into property tax abatement agreements with local businesses under Chapter 380 of the Texas Local Government Code. Under the Act, localities may grant property tax abatements for the purpose of attracting or retaining businesses within their jurisdictions. The abatements may be granted to any business located within or promising to relocate to the City of Hill Country Village.

In February of 2020, the City of Hill Country Village entered into a property tax abatement agreement with a developer to build multi-family residential housing for the City and agrees to make an annual payment in lieu of taxes on or before January 31st of each year. For fiscal year 2024, the amount of payments collected by the City was \$48,080.

(11) Subsequent event

In February 2025 and April 2025, the City sold two tracts of land through a sealed bid process to an independent party. The proceeds of the sale are committed by City Council to be spent on the construction of a new City Hall.

REQUIRED SUPPLEMENTARY INFORMATION



CITY OF HILL COUNTRY VILLAGE, TEXAS

**GENERAL FUND
SCHEDULE OF REVENUE, EXPENDITURES, AND CHANGES IN
FUND BALANCE - BUDGET TO ACTUAL**

Year ended September 30, 2024

	Budgeted Amounts		Actual	Variance with Final Budget Positive (Negative)
	Original	Final		
Revenue:				
Sales tax	\$ 995,000	\$ 995,000	\$ 1,064,662	\$ 69,662
Ad valorem tax	491,685	491,685	479,102	(12,583)
Liquor tax	14,500	14,500	11,983	(2,517)
Interest income	36,000	36,000	87,798	51,798
Franchise fees	162,500	162,500	142,808	(19,692)
Municipal court revenue	182,000	182,000	215,337	33,337
Sewer use fees	106,000	106,000	100,574	(5,426)
Permits	106,600	106,600	116,966	10,366
Miscellaneous income	5,399	5,399	6,272	873
Grants and contributions	<u>15,000</u>	<u>15,000</u>	<u>15,000</u>	<u>-</u>
Total revenue	<u>2,114,684</u>	<u>2,114,684</u>	<u>2,240,502</u>	<u>125,818</u>
Expenditures:				
General and administrative:				
Personnel services	203,317	203,317	197,950	5,367
Travel, training and professional dues	3,665	3,665	809	2,856
Operational costs	224,225	224,225	284,233	(60,008)
Supplies and materials	<u>8,620</u>	<u>8,620</u>	<u>11,175</u>	<u>(2,555)</u>
Total general and administrative	<u>439,827</u>	<u>439,827</u>	<u>494,167</u>	<u>(54,340)</u>
Fire department services	<u>272,950</u>	<u>272,950</u>	<u>272,950</u>	<u>-</u>
Police:				
Personnel services	1,066,311	1,066,311	1,073,968	(7,657)
Travel, training and professional dues	5,000	5,000	3,811	1,189
Operational costs	37,825	37,825	40,915	(3,090)
Supplies and materials	<u>61,700</u>	<u>61,700</u>	<u>62,554</u>	<u>(854)</u>
Total police	<u>1,170,836</u>	<u>1,170,836</u>	<u>1,181,248</u>	<u>(10,412)</u>

CITY OF HILL COUNTRY VILLAGE, TEXAS

**GENERAL FUND
SCHEDULE OF REVENUE, EXPENDITURES, AND CHANGES IN
FUND BALANCE - BUDGET TO ACTUAL**

Year ended September 30, 2024

	Budgeted Amounts		Actual	Variance with Final Budget Positive (Negative)
	Original	Final		
Expenditures (continued):				
Public works:				
Personnel services	\$ 62,410	\$ 62,410	\$ 65,156	\$ (2,746)
Operational costs	10,925	10,925	9,996	929
Supplies and materials	<u>10,200</u>	<u>10,200</u>	<u>11,611</u>	<u>(1,411)</u>
Total public works	<u>83,535</u>	<u>83,535</u>	<u>86,763</u>	<u>(3,228)</u>
Total expenditures	<u>1,967,148</u>	<u>1,967,148</u>	<u>2,035,128</u>	<u>(67,980)</u>
Excess (deficiency) of revenue over (under) expenditures	147,536	147,536	205,374	57,838
Other financing sources (uses):				
Transfer out:				
Vehicle replacement fund	<u>(50,791)</u>	<u>(50,791)</u>	<u>(50,000)</u>	<u>791</u>
Total other financing sources (uses)	<u>(50,791)</u>	<u>(50,791)</u>	<u>(50,000)</u>	<u>791</u>
Net change in fund balance	<u>\$ 96,745</u>	<u>\$ 96,745</u>	155,374	<u>\$ 58,629</u>
Fund balance at October 1, 2023			<u>1,819,514</u>	
Fund balance at September 30, 2024			<u>\$ 1,974,888</u>	

CITY OF HILL COUNTRY VILLAGE, TEXAS
ROAD MAINTENANCE SPECIAL REVENUE FUND
SCHEDULE OF REVENUE, EXPENDITURES, AND CHANGES IN
FUND BALANCE – BUDGET TO ACTUAL

Year ended September 30, 2024

	Budgeted Amounts		Actual	Variance with Final Budget Positive (Negative)
	Original	Final		
Revenue:				
Sales taxes	\$ 331,667	\$ 338,476	\$ 354,889	\$ 16,413
Property tax	233,476	233,476	227,353	(6,123)
Interest income	<u>13,000</u>	<u>13,000</u>	<u>102,243</u>	<u>89,243</u>
 Total revenue	 <u>578,143</u>	 <u>584,952</u>	 <u>684,485</u>	 <u>99,533</u>
Expenditures:				
Street maintenance	<u>-</u>	<u>-</u>	<u>6,270</u>	<u>(6,270)</u>
Total expenditures	<u>-</u>	<u>-</u>	<u>6,270</u>	<u>(6,270)</u>
 Excess (deficiency) of revenue over (under) expenditures	 578,143	 584,952	 678,215	 93,263
Other financing sources (uses):				
Transfer out - Debt Service Fund	<u>(495,250)</u>	<u>(495,250)</u>	<u>(495,250)</u>	<u>-</u>
 Net change in fund balance	 <u>\$ 82,893</u>	 <u>\$ 89,702</u>	 182,965	 <u>\$ 93,263</u>
 Fund balance at October 1, 2023			 <u>1,413,618</u>	
Fund balance at September 30, 2024			 <u>\$ 1,596,583</u>	

CITY OF HILL COUNTRY VILLAGE, TEXAS

**SCHEDULE OF CHANGES IN NET PENSION LIABILITY (ASSET)
AND RELATED RATIOS – TEXAS MUNICIPAL RETIREMENT SYSTEM**

***Last 10 fiscal years**

For the measurement year ended December 31,

	<u>2014</u>	<u>2015</u>	<u>2016</u>	<u>2017</u>	<u>2018</u>
Total pension liability (asset):					
Service cost	\$ 60,464	\$ 63,156	\$ 68,864	\$ 73,449	\$ 78,108
Interest on the total pension liability (asset)	99,920	101,728	106,657	115,762	126,919
Changes of benefit terms	-	-	-	-	-
Difference between expected and actual experience	(84,828)	(54,991)	(14,717)	719	(151)
Change of assumptions	-	60,138	-	-	-
Benefit payments, including refunds of employee contributions	<u>(41,157)</u>	<u>(60,986)</u>	<u>(31,075)</u>	<u>(25,355)</u>	<u>(28,581)</u>
Net change in total pension liability (asset)	34,399	109,045	129,729	164,575	176,295
Total pension liability - beginning	<u>1,417,769</u>	<u>1,452,168</u>	<u>1,561,213</u>	<u>1,690,942</u>	<u>1,855,517</u>
Total pension liability - ending (a)	<u>\$ 1,452,168</u>	<u>\$ 1,561,213</u>	<u>\$ 1,690,942</u>	<u>\$ 1,855,517</u>	<u>\$ 2,031,812</u>
Plan fiduciary net position:					
Contributions - employer	\$ 21,938	\$ 28,070	\$ 22,857	\$ 31,297	\$ 31,446
Contributions - employee	34,716	36,172	36,397	39,617	42,266
Net investment income	84,886	2,336	107,316	238,713	(60,090)
Benefit payments, including refunds of employee contributions	(41,157)	(60,986)	(31,075)	(25,355)	(28,581)
Administrative expense	(886)	(1,423)	(1,211)	(1,237)	(1,160)
Other	<u>(73)</u>	<u>(70)</u>	<u>(65)</u>	<u>(62)</u>	<u>(61)</u>
Net change in plan fiduciary net position	99,424	4,099	134,219	282,973	(16,179)
Plan fiduciary net position - beginning	<u>1,483,759</u>	<u>1,583,183</u>	<u>1,587,282</u>	<u>1,721,501</u>	<u>2,004,474</u>
Plan fiduciary net position - ending (b)	<u>\$ 1,583,183</u>	<u>\$ 1,587,282</u>	<u>\$ 1,721,501</u>	<u>\$ 2,004,474</u>	<u>\$ 1,988,295</u>
Net pension liability (asset) (a) - (b)	<u>\$ (131,015)</u>	<u>\$ (26,069)</u>	<u>\$ (30,559)</u>	<u>\$ (148,957)</u>	<u>\$ 43,517</u>
Plan fiduciary net position as a percentage of total pension liability (asset)	109.02%	101.67%	101.81%	108.03%	97.86%
Covered payroll	<u>\$ 694,325</u>	<u>\$ 723,461</u>	<u>\$ 727,941</u>	<u>\$ 792,334</u>	<u>\$ 845,326</u>
Net pension liability (asset) as a percentage of total covered payroll	(18.87%)	(3.60%)	(4.20%)	(18.80%)	(5.15%)

*GASB 68 requires 10 fiscal years of data to be provided in this schedule.

2019	2020	2021	2022	2023
\$ 82,193	\$ 82,872	\$ 94,295	\$ 91,705	\$ 94,737
137,124	147,702	157,240	170,167	169,314
-	-	-	-	-
11,261	(20,718)	25,549	(194,578)	13,334
(8,545)	-	-	-	(13,263)
<u>(82,894)</u>	<u>(48,422)</u>	<u>(100,113)</u>	<u>(68,441)</u>	<u>(94,436)</u>
139,139	161,434	176,971	(1,147)	169,686
<u>2,031,812</u>	<u>2,170,951</u>	<u>2,332,385</u>	<u>2,509,356</u>	<u>2,508,209</u>
<u>\$ 2,170,951</u>	<u>\$ 2,332,385</u>	<u>\$ 2,509,356</u>	<u>\$ 2,508,209</u>	<u>\$ 2,677,895</u>
\$ 33,110	\$ 34,516	\$ 38,664	\$ 38,514	\$ 43,858
44,622	45,534	50,211	47,664	50,879
307,727	173,919	325,420	(204,998)	303,478
(82,894)	(48,422)	(100,113)	(68,441)	(94,436)
(1,737)	(1,124)	(1,504)	(1,773)	(1,929)
<u>(52)</u>	<u>(44)</u>	<u>12</u>	<u>2,118</u>	<u>(11)</u>
300,774	204,377	312,688	(186,918)	301,837
<u>1,988,295</u>	<u>2,289,069</u>	<u>2,493,446</u>	<u>2,806,134</u>	<u>2,619,216</u>
<u>\$ 2,289,069</u>	<u>\$ 2,493,446</u>	<u>\$ 2,806,134</u>	<u>\$ 2,619,216</u>	<u>\$ 2,921,053</u>
\$ (118,118)	\$ (161,061)	\$ (296,778)	\$ (111,007)	\$ (243,158)
105.44%	106.91%	111.83%	104.43%	109.08%
<u>\$ 892,431</u>	<u>\$ 910,683</u>	<u>\$ 1,004,254</u>	<u>\$ 953,275</u>	<u>\$ 1,017,588</u>
(13.24%)	(17.69%)	(-29.55%)	(-11.64%)	(-23.90%)

CITY OF HILL COUNTRY VILLAGE, TEXAS
SCHEDULE OF CONTRIBUTIONS – TMRS PENSION

***Last 10 fiscal years**

For the year ended September 30,

	<u>2015</u>	<u>2016</u>	<u>2017</u>	<u>2018</u>	<u>2019</u>
Actuarially determined contributions	\$ 26,527	\$ 24,768	\$ 30,391	\$ 32,418	\$ 32,935
Contributions in relation to the actuarially determined contributions	<u>26,527</u>	<u>24,768</u>	<u>30,391</u>	<u>32,418</u>	<u>32,935</u>
Contribution deficiency (excess)	<u>\$ -</u>	<u>\$ -</u>	<u>\$ -</u>	<u>\$ -</u>	<u>\$ -</u>
Covered payroll	<u>\$ 718,523</u>	<u>\$ 742,117</u>	<u>\$ 782,830</u>	<u>\$ 832,640</u>	<u>\$ 887,194</u>
Contributions as a percentage of covered payroll	3.69%	3.34%	3.88%	3.89%	3.71%

*GASB 68 requires 10 fiscal years of data to be provided in this schedule.

<u>2020</u>	<u>2021</u>	<u>2022</u>	<u>2023</u>	<u>2024</u>
\$ 34,144	\$ 36,766	\$ 38,391	\$ 42,238	\$ 37,298
<u>34,144</u>	<u>36,766</u>	<u>38,391</u>	<u>42,238</u>	<u>37,298</u>
<u>\$ -</u>	<u>\$ -</u>	<u>\$ -</u>	<u>\$ -</u>	<u>\$ -</u>
<u>\$ 905,369</u>	<u>\$ 958,325</u>	<u>\$ 961,057</u>	<u>\$ 953,312</u>	<u>\$ 1,046,252</u>
3.77%	3.84%	3.99%	4.43%	3.56%

CITY OF HILL COUNTRY VILLAGE, TEXAS

**SCHEDULE OF CHANGES IN OPEB LIABILITY
AND RELATED RATIOS – TEXAS MUNICIPAL RETIREMENT SYSTEM**

***Last 10 fiscal years**

For the measurement year ended December 31,

	<u>2017</u>	<u>2018</u>	<u>2019</u>	<u>2020</u>
Total OPEB liability				
Service cost	\$ 1,268	\$ 1,606	\$ 1,428	\$ 2,095
Interest on the total OPEB liability	774	852	899	973
Changes of benefit terms including TMRS plan participation	-	-	-	-
Difference between expected and actual experience	-	(1,166)	539	(932)
Change of assumptions	3,054	(2,668)	8,028	8,326
Benefit payments	<u>-</u>	<u>-</u>	<u>(89)</u>	<u>(91)</u>
Net change in OPEB liability (asset)	5,096	(1,376)	10,805	10,371
Total OPEB liability - beginning	<u>19,855</u>	<u>24,951</u>	<u>23,575</u>	<u>34,380</u>
Total OPEB liability - ending	<u>\$ 24,951</u>	<u>\$ 23,575</u>	<u>\$ 34,380</u>	<u>\$ 44,751</u>
Covered payroll	<u>\$ 792,334</u>	<u>\$ 845,326</u>	<u>\$ 892,431</u>	<u>\$ 910,683</u>
Total OPEB liability as a percentage of covered payroll	3.15%	2.79%	3.85%	4.91%

*GASB 75 requires 10 fiscal years of data to be provided in this schedule. This is the seventh year of implementation of GASB 75. The City will develop the schedule prospectively.

<u>2021</u>	<u>2022</u>	<u>2023</u>
\$ 3,414	\$ 3,336	\$ 1,526
928	992	1,189
-	-	-
1,011	(4,906)	1,512
2,290	(22,970)	2,113
<u>(100)</u>	<u>(95)</u>	<u>(102)</u>
7,543	(23,643)	6,238
<u>44,751</u>	<u>52,294</u>	<u>28,651</u>
<u>\$ 52,294</u>	<u>\$ 28,651</u>	<u>\$ 34,889</u>
<u>\$ 1,004,254</u>	<u>\$ 953,275</u>	<u>\$ 1,017,588</u>
5.21%	3.01%	3.43%

CITY OF HILL COUNTRY VILLAGE, TEXAS

NOTES TO REQUIRED SUPPLEMENTARY INFORMATION

September 30, 2024

(1) Budgetary information

The budgets for the general fund, and road maintenance fund are adopted on a basis consistent with generally accepted accounting principles. Annual appropriations lapse at fiscal year end.

The original budgets for the general fund, and road maintenance fund are adopted by the City Council by September 30. Budgetary preparation and control is exercised at the department level. The City Administrator is authorized to transfer budget amounts between line items within a department; however, any transfer or supplemental appropriation that amends the total expenditures of a department or total budget requires City Council approval. Both the original and final budgets are included.

(2) Schedule of contributions

Valuation date:

Actuarially determined contribution rates are calculated as of December 31 and become effective in January 13 months later.


Methods and assumptions used to determine contribution rates:

Actuarial cost method	Entry age normal
Amortization method	Level percentage of payroll, closed
Remaining amortization period	N/A
Asset valuation method	10 year smoothed market, 12% soft corridor
Inflation	2.50%
Salary increases	3.60% to 11.85% including inflation
Investment rate of return	6.75%
Retirement age	Experience-based table of rates that vary by age. Last updated for the 2023 valuation pursuant to an experience study of the period ending 2022.
Mortality	Post-retirement: 2019 Municipal Retirees of Texas Mortality Tables. Male rates are multiplied by 103% and female rates are multiplied by 105%. The rates are projected on a fully generational basis by the most recent Scale MP-2021 (with immediate convergence). Pre-retirement: PUB(10) mortality tables, with the 110% of the Public Safety table used for males and the 100% of the General Employee table used for females. The rates are projected on a fully generational basis by the most recent Scale MP-2021 (with immediate convergence).

Other information:

There were no benefit changes during the year.

**COMBINING AND INDIVIDUAL FUND
STATEMENTS AND SCHEDULES**



CITY OF HILL COUNTRY VILLAGE, TEXAS

NONMAJOR GOVERNMENTAL FUNDS

Nonmajor governmental funds are used to account for the proceeds of specific revenue sources that are legally restricted to expend for specified purposes and to provide funds for capital asset purchases, respectively.

Special Revenue Funds:

Security fund – Accounts for specific proceeds from municipal court revenue and is to be used for security upgrades benefiting the City’s court system.

Technology fund – Accounts for specific proceeds from municipal court revenue and is to be used for technological upgrades benefiting the City’s court system.

Venue tax fund – Accounts for proceeds from the City’s venue (motor vehicle rental) tax and is to be used for assisting the general fund in purchasing fire department services from a neighboring city.

Grants fund – Accounts for the proceeds from various grant programs the City has applied for to be used strictly for purposes outlined in the grants.

Judicial efficiency fund – Accounts for specific proceeds from municipal court revenue and is to be used for upgrades benefiting the City’s court system.

Oak wilt fund – Accounts for specific proceeds from commercial permits and is to be used to assist City residents in defraying costs to prevent the spread of oak wilt.

Jury fund – Accounts for specific proceeds from municipal court revenue and is to be used to fund juror reimbursements and otherwise finance jury services.

Juvenile case fund – Accounts for specific proceeds from municipal court revenue and is to be used to finance all necessary expenses relating to the position of juvenile case manager.

Child safety fund – Accounts for specific proceeds from municipal court revenue and is to be used to finance all necessary expenses relating to child safety costs.

Capital Project Fund:

Vehicle replacement fund – Accounts for proceeds from investment interest along with transfers from the general fund to be used to replace certain capital assets such as vehicles and computers.

CITY OF HILL COUNTRY VILLAGE, TEXAS

**COMBINING BALANCE SHEET
NONMAJOR GOVERNMENTAL FUNDS**

September 30, 2024

	Special Revenue Funds				
	Security Fund	Technology Fund	Venue Tax Fund	Grant Fund	Judicial Efficiency Fund
Assets:					
Cash and cash equivalents	\$ 24,847	\$ 7,267	\$ 91,806	\$ 94,743	\$ 1,605
Due from other funds	9,458	7,653	-	1,010	1,052
Total assets	\$ 34,305	\$ 14,920	\$ 91,806	\$ 95,753	\$ 2,657
Liabilities:					
Due to other funds	\$ -	\$ 3,946	\$ -	\$ 80,179	\$ -
Total liabilities	-	3,946	-	80,179	-
Fund balances:					
Restricted for:					
Court security	34,305	-	-	-	-
Court technology	-	10,974	-	-	-
Venue	-	-	91,806	-	-
Grants	-	-	-	15,574	-
Judicial efficiency	-	-	-	-	2,657
Oak wilt	-	-	-	-	-
Jury	-	-	-	-	-
Juvenile case	-	-	-	-	-
Child safety	-	-	-	-	-
Committed for:					
Vehicle replacement	-	-	-	-	-
Total fund balances	34,305	10,974	91,806	15,574	2,657
Total liabilities and fund balances	\$ 34,305	\$ 14,920	\$ 91,806	\$ 95,753	\$ 2,657

Special Revenue Funds				Capital Projects Fund	Total Nonmajor Governmental Funds
Oak Wilt Fund	Jury Fund	Juvenile Case Fund	Child Safety Fund	Vehicle Replacement Fund	
\$ 7,038	\$ 1,096	\$ 16,643	\$ 321	\$ 132,424	\$ 377,790
<u>2,902</u>	<u>196</u>	<u>10,106</u>	<u>4</u>	<u>17,642</u>	<u>50,023</u>
<u>\$ 9,940</u>	<u>\$ 1,292</u>	<u>\$ 26,749</u>	<u>\$ 325</u>	<u>\$ 150,066</u>	<u>\$ 427,813</u>
\$ -	\$ -	\$ -	\$ -	\$ 4,754	\$ 88,879
<u>-</u>	<u>-</u>	<u>-</u>	<u>-</u>	<u>4,754</u>	<u>88,879</u>
-	-	-	-	-	34,305
-	-	-	-	-	10,974
-	-	-	-	-	91,806
-	-	-	-	-	15,574
-	-	-	-	-	2,657
9,940	-	-	-	-	9,940
-	1,292	-	-	-	1,292
-	-	26,749	-	-	26,749
-	-	-	325	-	325
<u>-</u>	<u>-</u>	<u>-</u>	<u>-</u>	<u>145,312</u>	<u>145,312</u>
<u>9,940</u>	<u>1,292</u>	<u>26,749</u>	<u>325</u>	<u>145,312</u>	<u>338,934</u>
<u>\$ 9,940</u>	<u>\$ 1,292</u>	<u>\$ 26,749</u>	<u>\$ 325</u>	<u>\$ 150,066</u>	<u>\$ 427,813</u>

CITY OF HILL COUNTRY VILLAGE, TEXAS

**COMBINING STATEMENT OF REVENUE, EXPENDITURES, AND
CHANGES IN FUND BALANCES
NONMAJOR GOVERNMENTAL FUNDS**

Year ended September 30, 2024

	Special Revenue Funds				
	Security Fund	Technology Fund	Venue Tax Fund	Grant Fund	Judicial Efficiency Fund
Revenue:					
Municipal court revenue	\$ 7,984	\$ 6,581	\$ -	\$ -	\$ 1,052
Licenses and permits	-	-	-	-	-
Interest	818	819	818	2,467	819
Grants and contributions	-	-	-	82,707	-
Total revenue	<u>8,802</u>	<u>7,400</u>	<u>818</u>	<u>85,174</u>	<u>1,871</u>
Expenditures:					
General and administrative	-	-	-	5,848	-
Police department	1,559	3,995	-	-	-
Capital outlay	-	-	-	74,426	-
Total expenditures	<u>1,559</u>	<u>3,995</u>	<u>-</u>	<u>80,274</u>	<u>-</u>
Excess (deficiency) of revenue over (under) expenditures	7,243	3,405	818	4,900	1,871
Other financing sources (uses):					
Proceeds from sale of assets	-	-	-	-	-
Transfers in	-	-	-	-	-
Total other financing sources (uses)	<u>-</u>	<u>-</u>	<u>-</u>	<u>-</u>	<u>-</u>
Net change in fund balances	7,243	3,405	818	4,900	1,871
Fund balances - beginning	<u>27,062</u>	<u>7,569</u>	<u>90,988</u>	<u>10,674</u>	<u>786</u>
Fund balances - ending	<u>\$ 34,305</u>	<u>\$ 10,974</u>	<u>\$ 91,806</u>	<u>\$ 15,574</u>	<u>\$ 2,657</u>

Special Revenue Funds				Capital Projects Fund	Total Nonmajor Governmental Funds
Oak Wilt Fund	Jury Fund	Juvenile Case Fund	Child Safety Fund	Vehicle Replacement Fund	
\$ -	\$ 160	\$ 8,025	\$ 125	\$ -	\$ 23,927
2,952	-	-	-	-	2,952
819	819	819	-	1,638	9,836
<u>-</u>	<u>-</u>	<u>-</u>	<u>-</u>	<u>-</u>	<u>82,707</u>
<u>3,771</u>	<u>979</u>	<u>8,844</u>	<u>125</u>	<u>1,638</u>	<u>119,422</u>
3,040	-	-	125	-	9,013
-	-	-	-	2,638	8,192
<u>-</u>	<u>-</u>	<u>-</u>	<u>-</u>	<u>-</u>	<u>74,426</u>
<u>3,040</u>	<u>-</u>	<u>-</u>	<u>125</u>	<u>2,638</u>	<u>91,631</u>
731	979	8,844	-	(1,000)	27,791
-	-	-	-	18,719	18,719
<u>-</u>	<u>-</u>	<u>-</u>	<u>-</u>	<u>50,000</u>	<u>50,000</u>
<u>-</u>	<u>-</u>	<u>-</u>	<u>-</u>	<u>68,719</u>	<u>68,719</u>
731	979	8,844	-	67,719	96,510
<u>9,209</u>	<u>313</u>	<u>17,905</u>	<u>325</u>	<u>77,593</u>	<u>242,424</u>
<u>\$ 9,940</u>	<u>\$ 1,292</u>	<u>\$ 26,749</u>	<u>\$ 325</u>	<u>\$ 145,312</u>	<u>\$ 338,934</u>

CITY OF HILL COUNTRY VILLAGE, TEXAS
SECURITY SPECIAL REVENUE FUND
SCHEDULE OF REVENUE, EXPENDITURES,
AND CHANGES IN FUND BALANCE – BUDGET TO ACTUAL

Year ended September 30, 2024

	<u>Budgeted Amounts</u>		<u>Actual</u>	<u>Variance with Final Budget Positive (Negative)</u>
	<u>Original</u>	<u>Final</u>		
Revenue:				
Municipal court revenue	\$ 5,500	\$ 5,500	\$ 7,984	\$ 2,484
Interest income	<u>25</u>	<u>25</u>	<u>818</u>	<u>793</u>
Total revenue	<u>5,525</u>	<u>5,525</u>	<u>8,802</u>	<u>3,277</u>
Expenditures:				
Operational costs	<u>1,200</u>	<u>1,200</u>	<u>1,559</u>	<u>(359)</u>
Net change in fund balance	<u>\$ 4,325</u>	<u>\$ 4,325</u>	7,243	<u>\$ 2,918</u>
Fund balance at October 1, 2023			<u>27,062</u>	
Fund balance at September 30, 2024			<u>\$ 34,305</u>	

CITY OF HILL COUNTRY VILLAGE, TEXAS
TECHNOLOGY SPECIAL REVENUE FUND
SCHEDULE OF REVENUE, EXPENDITURES,
AND CHANGES IN FUND BALANCE – BUDGET TO ACTUAL

Year ended September 30, 2024

	Budgeted Amounts		Actual	Variance with Final Budget Positive (Negative)
	Original	Final		
Revenue:				
Municipal court revenue	\$ 5,500	\$ 5,500	\$ 6,581	\$ 1,081
Interest income	<u>30</u>	<u>30</u>	<u>819</u>	<u>789</u>
Total revenue	<u>5,530</u>	<u>5,530</u>	<u>7,400</u>	<u>1,870</u>
Expenditures:				
Supplies and materials	1,900	1,900	-	1,900
Operational costs	<u>3,147</u>	<u>3,147</u>	<u>3,995</u>	<u>(848)</u>
Total expenditures	<u>5,047</u>	<u>5,047</u>	<u>3,995</u>	<u>1,052</u>
Net change in fund balance	<u>\$ 483</u>	<u>\$ 483</u>	3,405	<u>\$ 2,922</u>
Fund balance at October 1, 2023			<u>7,569</u>	
Fund balance at September 30, 2024			<u>\$ 10,974</u>	

CITY OF HILL COUNTRY VILLAGE, TEXAS

**VENUE TAX SPECIAL REVENUE FUND
SCHEDULE OF REVENUE, EXPENDITURES,
AND CHANGES IN FUND BALANCE – BUDGET TO ACTUAL**

Year ended September 30, 2024

	Budgeted Amounts		Actual	Variance with Final Budget Positive (Negative)
	Original	Final		
Revenue:				
Interest income	\$ 250	\$ 250	\$ 818	\$ 568
Total revenue	250	250	818	568
Expenditures:				
Fire department services	-	-	-	-
Net change in fund balance	\$ 250	\$ 250	818	\$ 568
Fund balance at October 1, 2023			90,988	
Fund balance at September 30, 2024			\$ 91,806	

CITY OF HILL COUNTRY VILLAGE, TEXAS

**GRANTS SPECIAL REVENUE FUND
SCHEDULE OF REVENUE, EXPENDITURES,
AND CHANGES IN FUND BALANCE – BUDGET TO ACTUAL**

Year ended September 30, 2024

	Budgeted Amounts		Actual	Variance with Final Budget Positive (Negative)
	Original	Final		
Revenue:				
Grant income	\$ 79,999	\$ 79,999	\$ 82,707	\$ 2,708
Interest income	1,291	1,291	2,467	1,176
Other income	<u>-</u>	<u>-</u>	<u>-</u>	<u>-</u>
Total revenue	<u>81,290</u>	<u>81,290</u>	<u>85,174</u>	<u>3,884</u>
Expenditures:				
Travel, training and professional dues	1,000	1,000	-	1,000
Operational costs	-	-	5,848	(5,848)
Supplies and materials	1,200	1,200	-	1,200
Capital outlay	<u>74,426</u>	<u>74,426</u>	<u>74,426</u>	<u>-</u>
Total expenditures	<u>76,626</u>	<u>76,626</u>	<u>80,274</u>	<u>(3,648)</u>
Excess (deficiency) of revenue over (under) expenditures	<u>\$ 4,664</u>	<u>\$ 4,664</u>	4,900	<u>\$ 236</u>
Fund balance at October 1, 2023			<u>10,674</u>	
Fund balance at September 30, 2024			<u><u>\$ 15,574</u></u>	

CITY OF HILL COUNTRY VILLAGE, TEXAS
JUDICIAL EFFICIENCY SPECIAL REVENUE FUND
SCHEDULE OF REVENUE, EXPENDITURES,
AND CHANGES IN FUND BALANCE – BUDGET TO ACTUAL

Year ended September 30, 2024

	<u>Budgeted Amounts</u>		<u>Actual</u>	<u>Variance with Final Budget Positive (Negative)</u>
	<u>Original</u>	<u>Final</u>		
Revenue:				
Municipal court revenue	\$ 40	\$ 40	\$ 1,052	\$ 1,012
Interest income	<u>2</u>	<u>2</u>	<u>819</u>	<u>817</u>
Total revenue	<u>42</u>	<u>42</u>	<u>1,871</u>	<u>1,829</u>
Expenditures:				
Travel, training and professional dues	<u>100</u>	<u>100</u>	<u>-</u>	<u>100</u>
Net change in fund balance	<u><u>\$ (58)</u></u>	<u><u>\$ (58)</u></u>	1,871	<u><u>\$ 1,929</u></u>
Fund balance at October 1, 2023			<u>786</u>	
Fund balance at September 30, 2024			<u><u>\$ 2,657</u></u>	

CITY OF HILL COUNTRY VILLAGE, TEXAS

**OAK WILT SPECIAL REVENUE FUND
SCHEDULE OF REVENUE, EXPENDITURES,
AND CHANGES IN FUND BALANCE – BUDGET TO ACTUAL**

Year ended September 30, 2024

	Budgeted Amounts		Actual	Variance with Final Budget Positive (Negative)
	Original	Final		
Revenue:				
Licenses and permits	\$ 2,000	\$ 2,000	\$ 2,952	\$ 952
Interest income	<u>20</u>	<u>20</u>	<u>819</u>	<u>799</u>
Total revenue	<u>2,020</u>	<u>2,020</u>	<u>3,771</u>	<u>1,751</u>
Expenditures:				
Operational costs	<u>-</u>	<u>-</u>	<u>3,040</u>	<u>(3,040)</u>
Net change in fund balance	<u>\$ 2,020</u>	<u>\$ 2,020</u>	731	<u>\$ (1,289)</u>
Fund balance at October 1, 2023			<u>9,209</u>	
Fund balance at September 30, 2024			<u>\$ 9,940</u>	

CITY OF HILL COUNTRY VILLAGE, TEXAS

**JURY FUND
SCHEDULE OF REVENUE, EXPENDITURES,
AND CHANGES IN FUND BALANCE – BUDGET TO ACTUAL**

Year ended September 30, 2024

	Budgeted Amounts		Actual	Variance with Final Budget Positive (Negative)
	Original	Final		
Revenue:				
Municipal court revenue	\$ 130	\$ 130	\$ 160	\$ 30
Interest income	<u>1</u>	<u>1</u>	<u>819</u>	<u>818</u>
Total revenue	<u>131</u>	<u>131</u>	<u>979</u>	<u>848</u>
 Expenditures:				
Operational costs	<u>100</u>	<u>100</u>	<u>-</u>	<u>100</u>
Net change in fund balance	<u>\$ 31</u>	<u>\$ 31</u>	979	<u>\$ 948</u>
Fund balance at October 1, 2023			<u>313</u>	
Fund balance at September 30, 2024			<u>\$ 1,292</u>	

CITY OF HILL COUNTRY VILLAGE, TEXAS
JUVENILE CASE SPECIAL REVENUE FUND
SCHEDULE OF REVENUE, EXPENDITURES,
AND CHANGES IN FUND BALANCE – BUDGET TO ACTUAL

Year ended September 30, 2024

	<u>Budgeted Amounts</u>		<u>Actual</u>	<u>Variance with Final Budget Positive (Negative)</u>
	<u>Original</u>	<u>Final</u>		
Revenue:				
Municipal court revenue	\$ -	\$ -	\$ 8,025	\$ 8,025
Interest income	<u>-</u>	<u>-</u>	<u>819</u>	<u>819</u>
Total revenue	<u>-</u>	<u>-</u>	<u>8,844</u>	<u>8,844</u>
Expenditures:				
Operational costs	<u>-</u>	<u>-</u>	<u>-</u>	<u>-</u>
Net change in fund balance	<u>\$ -</u>	<u>\$ -</u>	8,844	<u>\$ 8,844</u>
Fund balance at October 1, 2023			<u>17,905</u>	
Fund balance at September 30, 2024			<u>\$ 26,749</u>	

CITY OF HILL COUNTRY VILLAGE, TEXAS
CHILD SAFETY FUND
SCHEDULE OF REVENUE, EXPENDITURES,
AND CHANGES IN FUND BALANCE – BUDGET TO ACTUAL

Year ended September 30, 2024

	Budgeted Amounts		Actual	Variance with Final Budget Positive (Negative)
	Original	Final		
Revenue:				
Municipal court revenue	\$ 100	\$ 100	\$ 125	\$ 25
Interest income	<u>1</u>	<u>1</u>	-	<u>(1)</u>
Total revenue	<u>101</u>	<u>101</u>	<u>125</u>	<u>24</u>
Expenditures:				
Supplies and materials	<u>100</u>	<u>100</u>	<u>125</u>	<u>(25)</u>
Net change in fund balance	<u>\$ 1</u>	<u>\$ 1</u>	-	<u>\$ (1)</u>
Fund balance at October 1, 2023			<u>325</u>	
Fund balance at September 30, 2024			<u>\$ 325</u>	

CITY OF HILL COUNTRY VILLAGE, TEXAS

**DEBT SERVICE FUND
SCHEDULE OF REVENUE, EXPENDITURES,
AND CHANGES IN FUND BALANCE – BUDGET TO ACTUAL**

Year ended September 30, 2024

	Budgeted Amounts		Actual	Variance with Final Budget Positive (Negative)
	Original	Final		
Revenue:				
Interest income	\$ 16	\$ 16	\$ 371	\$ 355
Total revenue	<u>16</u>	<u>16</u>	<u>371</u>	<u>355</u>
Expenditures:				
Debt service fees	500	500	500	-
Interest expense	200,250	200,250	200,250	-
Principal payment	<u>295,000</u>	<u>295,000</u>	<u>295,000</u>	<u>-</u>
Total expenditures	<u>495,750</u>	<u>495,750</u>	<u>495,750</u>	<u>-</u>
Excess (deficiency) of revenue over (under) expenditures	<u>(495,734)</u>	<u>(495,734)</u>	<u>(495,379)</u>	<u>355</u>
Other financing sources (uses):				
Transfer in	<u>495,250</u>	<u>495,250</u>	<u>495,250</u>	<u>-</u>
Total other financing sources (uses)	<u>495,250</u>	<u>495,250</u>	<u>495,250</u>	<u>-</u>
Net change in fund balance	<u>\$ (484)</u>	<u>\$ (484)</u>	(129)	<u>\$ 355</u>
Fund balance at October 1, 2023			<u>5,057</u>	
Fund balance at September 30, 2024			<u>\$ 4,928</u>	

CITY OF HILL COUNTRY VILLAGE, TEXAS

**VEHICLE REPLACEMENT FUND
SCHEDULE OF REVENUE, EXPENDITURES,
AND CHANGES IN FUND BALANCE – BUDGET TO ACTUAL**

Year ended September 30, 2024

	Budgeted Amounts		Actual	Variance with Final Budget Positive (Negative)
	Original	Final		
Revenue:				
Interest income	\$ 150	\$ 150	\$ 1,638	\$ 1,488
Total revenue	<u>150</u>	<u>150</u>	<u>1,638</u>	<u>1,488</u>
Expenditures:				
Operational costs	-	-	2,638	(2,638)
Capital outlay	<u>-</u>	<u>-</u>	<u>-</u>	<u>-</u>
Total expenditures	<u>-</u>	<u>-</u>	<u>2,638</u>	<u>(2,638)</u>
Excess (deficiency) of revenues over (under) expenditures	150	150	(1,000)	(1,150)
Other financing sources (uses):				
Proceeds from sale of assets	-	-	18,719	(18,719)
Transfer in	<u>50,000</u>	<u>50,000</u>	<u>50,000</u>	<u>-</u>
Total other financing sources (uses)	<u>50,000</u>	<u>50,000</u>	<u>68,719</u>	<u>(18,719)</u>
Net change in fund balance	<u>\$ 50,150</u>	<u>\$ 50,150</u>	67,719	<u>\$ 17,569</u>
Fund balance at October 1, 2023			<u>77,593</u>	
Fund balance at September 30, 2024			<u>\$ 145,312</u>	

CITY OF HILL COUNTRY VILLAGE, TEXAS

**CAPITAL PROJECTS FUND
SCHEDULE OF REVENUE, EXPENDITURES,
AND CHANGES IN FUND BALANCE – BUDGET TO ACTUAL**

Year ended September 30, 2024

	Budgeted Amounts		Actual	Variance with Final Budget Positive (Negative)
	Original	Final		
Revenue:				
Interest income	\$ 2,000	\$ 2,000	\$ 76,212	\$ 74,212
Expenditures:				
General government	-	-	19,325	(19,325)
Excess (deficiency) of revenue over (under) expenditures	2,000	2,000	56,887	54,887
Other financing sources (uses)				
Proceeds from sale of asset	-	-	1,005,000	(1,005,000)
Net change in fund balance	<u>\$ 2,000</u>	<u>\$ 2,000</u>	1,061,887	<u>\$ (950,113)</u>
Fund balance at October 1, 2023			<u>1,662,764</u>	
Fund balance at September 30, 2024			<u>\$ 2,724,651</u>	


CITY OF HILL COUNTRY VILLAGE, TEXAS
ECONOMIC DEVELOPMENT CORPORATION
SCHEDULE OF REVENUE, EXPENDITURES,
AND CHANGES IN FUND BALANCE – BUDGET TO ACTUAL

Year ended September 30, 2024

	<u>Budgeted Amounts</u>		<u>Actual</u>	Variance with Final Budget Positive (Negative)
	<u>Original</u>	<u>Final</u>		
Revenue:				
Interest income	\$ 189	\$ 189	\$ 2,010	\$ 1,821
Total revenue	<u>189</u>	<u>189</u>	<u>2,010</u>	<u>1,821</u>
Expenditures:				
Operational costs	<u>15,000</u>	<u>15,000</u>	<u>15,000</u>	-
Total expenditures	<u>15,000</u>	<u>15,000</u>	<u>15,000</u>	-
Net change in fund balance	<u>\$ (14,811)</u>	<u>\$ (14,811)</u>	(12,990)	<u>\$ 1,821</u>
Fund balance at October 1, 2023			<u>70,474</u>	
Fund balance at September 30, 2024			<u>\$ 57,484</u>	

ADDITIONAL INFORMATION

(All Governmental Funds Combined with EDC)



CITY OF HILL COUNTRY VILLAGE, TEXAS
COMPARATIVE BALANCE SHEET – ALL FUNDS

September 30, 2024 and 2023

	2024 Actual	2023 Actual	Increase (Decrease)
Assets:			
Cash	\$ 6,749,080	\$ 5,497,663	\$ 1,251,417
Receivables:			
Taxes	14,729	4,881	9,848
Accounts and other	323,619	319,055	4,564
Prepaid expenses	-	-	-
Due from other funds	2,128,890	763,971	1,364,919
 Total assets	 \$ 9,216,318	 \$ 6,585,570	 \$ 2,630,748
 Liabilities:			
Accounts payable	\$ 101,115	\$ 337,542	\$ (236,427)
Accrued salaries and benefits	99,020	91,801	7,219
Deferred revenue	-	4,575	(4,575)
Due to other funds	2,128,890	763,971	1,364,919
Total liabilities	2,329,025	1,197,889	1,131,136
 Deferred inflows of resources:			
Unearned revenue - taxes	14,729	4,881	9,848
Unearned revenue - warrants	175,096	168,949	6,147
Total deferred inflows of resources	189,825	173,830	15,995
 Fund balances:			
Nonspendable - prepaids	-	-	-
Restricted	3,532,413	1,850,281	1,682,132
Committed for capital outlay	1,150,312	1,491,211	(340,899)
Unassigned	2,014,743	1,872,359	142,384
Total fund balances	6,697,468	5,213,851	1,483,617
 Total liabilities, deferred inflows of resources, and fund balances	 \$ 9,216,318	 \$ 6,585,570	 \$ 2,630,748

CITY OF HILL COUNTRY VILLAGE, TEXAS

**COMPARATIVE SCHEDULE OF REVENUE, EXPENDITURES,
AND CHANGES IN FUND BALANCES – ALL FUNDS**

Year ended September 30, 2024 and 2023

	2024	2023	Increase
	<u>Actual</u>	<u>Actual</u>	<u>(Decrease)</u>
Revenue:			
Taxes	\$ 2,137,989	\$ 2,013,134	\$ 124,855
Franchise fees	142,808	153,763	(10,955)
Interest income	278,470	268,703	9,767
Municipal court	239,264	204,502	34,762
Other	<u>324,471</u>	<u>464,793</u>	<u>(140,322)</u>
Total revenue	<u>3,123,002</u>	<u>3,104,895</u>	<u>18,107</u>
Expenditures:			
Personnel services	1,337,074	1,263,555	73,519
Travel, training and professional dues	4,620	11,703	(7,083)
Operational costs	386,674	367,899	18,775
Supplies and materials	85,340	82,364	2,976
Street Maintenance	6,270	-	6,270
Capital expenditures and projects	74,426	2,647,646	(2,573,220)
Fire department services	272,950	265,000	7,950
Debt service:			
Principal	295,000	285,000	10,000
Interest	200,250	205,950	(5,700)
Bond issue costs	<u>500</u>	<u>500</u>	<u>-</u>
Total expenditures	<u>2,663,104</u>	<u>5,129,617</u>	<u>(2,466,513)</u>
Net change in fund balances	459,898	(2,024,722)	2,484,620
Other financing sources (uses):			
Proceeds from sale of asset	1,023,719	-	1,023,719
Transfer in	545,250	526,238	19,012
Transfer out	<u>(545,250)</u>	<u>(526,238)</u>	<u>(19,012)</u>
Total other financing sources (uses)	<u>1,023,719</u>	<u>-</u>	<u>-</u>
Beginning fund balances	<u>5,213,851</u>	<u>7,238,573</u>	<u>(2,024,722)</u>
Ending fund balances	<u>\$ 6,697,468</u>	<u>\$ 5,213,851</u>	<u>\$ 459,898</u>

CITY OF HILL COUNTRY VILLAGE, TEXAS

**SCHEDULE OF REVENUE, EXPENDITURES, AND CHANGES
IN FUND BALANCES – BUDGET TO ACTUAL – ALL FUNDS**

Year ended September 30, 2024

	<u>Actual</u>	<u>Budget</u>	Variance with Final Budget Positive (Negative)
Revenue:			
Taxes	\$ 2,137,989	\$ 2,073,137	\$ 64,852
Franchise fees	142,808	162,500	(19,692)
Interest income	278,470	52,975	225,495
Municipal court	239,264	193,270	45,994
Other	<u>324,471</u>	<u>314,998</u>	<u>9,473</u>
Total revenue	<u>3,123,002</u>	<u>2,796,880</u>	<u>326,122</u>
Expenditures:			
Personnel services	1,337,074	1,332,038	(5,036)
Travel, training and professional dues	4,620	9,765	5,145
Operational costs	386,674	292,422	(94,252)
Supplies and materials	85,340	81,720	(3,620)
Street maintenance	6,270	74,426	68,156
Capital expenditures and projects	74,426	74,426	-
Fire department services	272,950	272,950	-
Debt service:			
Principal	295,000	295,000	-
Interest	200,250	200,250	-
Bond issue costs	<u>500</u>	<u>500</u>	<u>-</u>
Total expenditures	<u>2,663,104</u>	<u>2,633,497</u>	<u>(29,607)</u>
Net change in fund balance	459,898	163,383	296,515
Other financing sources (uses):			
Proceeds from sale of asset	1,023,719	-	(1,023,719)
Transfer in	545,250	545,250	-
Transfer out	<u>(545,250)</u>	<u>(546,041)</u>	<u>(791)</u>
Total other financing sources (uses)	<u>1,023,719</u>	<u>(791)</u>	<u>(1,024,510)</u>
Beginning fund balance	<u>5,213,851</u>	<u>5,213,851</u>	<u>-</u>
Ending fund balance	<u>\$ 6,697,468</u>	<u>\$ 5,376,443</u>	<u>\$ 1,321,025</u>