

# CITY OF HILL COUNTRY VILLAGE, TEXAS

ANNUAL FINANCIAL REPORT  
YEAR ENDED SEPTEMBER 30, 2018

**abip**

CPAs | ADVISORS

CLIENT **FOCUSED.** RELATIONSHIP **DRIVEN.**

(This page is intentionally left blank)

**CITY OF HILL COUNTRY VILLAGE, TEXAS**

**TABLE OF CONTENTS**

**September 30, 2018**

PAGE

City Officials ..... i

**FINANCIAL SECTION**

Independent Auditor’s Report ..... 1

Management’s Discussion and Analysis ..... 3

Basic Financial Statements:

Government-Wide Financial Statements:

Statement of Net Position ..... 13

Statement of Activities ..... 14

Governmental Fund Financial Statements:

Balance Sheet – Governmental Funds ..... 15

Reconciliation of Balance Sheet - Governmental Funds to Statement of Net Position ..... 16

Statement of Revenue, Expenditures, and Changes in Fund Balances -  
Governmental Funds ..... 17

Reconciliation of Change in Fund Balances – Governmental Funds to  
Change in Net Position ..... 18

Notes to the Financial Statements ..... 19

**REQUIRED SUPPLEMENTARY INFORMATION**

Schedule of Revenue, Expenditures, and Changes in Fund Balances  
Budget to Actual - General Fund ..... 43

Schedule of Revenue, Expenditures, and Changes in Fund Balances  
Budget to Actual – Road Maintenance Special Revenue Fund ..... 45

Schedule of Changes in Net Pension Liability (Asset) and Related Ratios –  
Texas Municipal Retirement System – Last 10 Fiscal Years ..... 46

Schedule of Contributions – Texas Municipal Retirement System – Last 10 Fiscal Years ..... 47

Notes to Required Supplementary Information ..... 50

(This page is intentionally left blank)

**CITY OF HILL COUNTRY VILLAGE, TEXAS**

**TABLE OF CONTENTS**

**September 30, 2018**

PAGE

COMBINING AND INDIVIDUAL FUND STATEMENTS AND SCHEDULES

Nonmajor Governmental Funds – Special Revenue Funds, Debt Service Fund,  
and Capital Projects Fund.....53

Combining Balance Sheet – Nonmajor Governmental Funds.....54

Combining Statement of Revenue, Expenditures, and Changes in Fund Balances -  
Nonmajor Governmental Funds .....55

Security Special Revenue Fund – Schedule of Revenue, Expenditures, and Changes in  
Fund Balance - Budget to Actual .....56

Technology Special Revenue Fund – Schedule of Revenue, Expenditures, and Changes in  
Fund Balance – Budget to Actual.....57

Venue Tax Special Revenue Fund – Schedule of Revenue, Expenditures, and Changes in  
Fund Balance - Budget to Actual .....58

Grant Special Revenue Fund - Schedule of Revenue, Expenditures, and Changes in  
Fund Balance - Budget to Actual .....59

Judicial Efficiency Special Revenue Fund – Schedule of Revenue, Expenditures, and  
Changes in Fund Balance – Budget to Actual.....60

Debt Service Fund – Schedule of Revenue, Expenditures, and Changes in Fund Balance -  
Budget to Actual.....61

Vehicle Replacement Fund – Schedule of Revenue, Expenditures, and Changes in  
Fund Balance – Budget to Actual.....62

Capital Projects Fund – Schedule of Revenue, Expenditures, and Changes in Fund Balance -  
Budget to Actual.....63

Economic Development Corporation – Schedule of Revenue, Expenditures, and Changes in  
Fund Balance – Budget to Actual.....64

ADDITIONAL INFORMATION

Comparative Balance Sheet – All Funds.....67

Comparative Schedule of Revenues, Expenditures, and Changes in Fund Balances -  
All Funds .....68

Schedule of Revenue, Expenditures, and Changes in Fund Balances -  
Budget to Actual – All Funds .....69

(This page is intentionally left blank)

**CITY OF HILL COUNTRY VILLAGE, TEXAS**

**CITY OFFICIALS**

**Fiscal year ended September 30, 2018**

MAYOR

GABRIEL DURAND-HOLLIS

CITY COUNCIL:

MAYOR PRO TEMPORE/PLACE 1

CARL REGISTER

PLACE 2

MATTHEW ACOCK

PLACE 3

THOMAS DOYLE

PLACE 4

NEAL LEONARD

PLACE 5

ALLISON GREER

(This page is intentionally left blank)



## **FINANCIAL SECTION**

(This page is intentionally left blank)

## **INDEPENDENT AUDITORS' REPORT**

To the Honorable Mayor and  
Members of the City Council  
City of Hill Country Village, Texas

### **Report on the Financial Statements**

We have audited the accompanying financial statements of the governmental activities, the discretely presented component unit, each major fund, and the aggregate remaining fund information of the City of Hill Country Village, Texas, as of and for the year ended September 30, 2018, and the related notes to the financial statements, which collectively comprise the City's basic financial statements, as listed in the table of contents.

### **Management's Responsibility for the Financial Statements**

Management is responsible for the preparation and fair presentation of these financial statements in accordance with accounting principles generally accepted in the United States of America; this includes the design, implementation, and maintenance of internal control relevant to the preparation and fair presentation of financial statements that are free from material misstatement, whether due to fraud or error.

### **Auditors' Responsibility**

Our responsibility is to express opinions on these financial statements based on our audit. We conducted our audit in accordance with auditing standards generally accepted in the United States of America. Those standards require that we plan and perform the audit to obtain reasonable assurance about whether the financial statements are free from material misstatement.

An audit involves performing procedures to obtain audit evidence about the amounts and disclosures in the financial statements. The procedures selected depend on the auditor's judgment, including the assessment of the risks of material misstatement of the financial statements, whether due to fraud or error. In making those risk assessments, the auditor considers internal control relevant to the entity's preparation and fair presentation of the financial statements in order to design audit procedures that are appropriate in the circumstances, but not for the purpose of expressing an opinion on the effectiveness of the entity's internal control. Accordingly, we express no such opinion. An audit also includes evaluating the appropriateness of accounting policies used and the reasonableness of significant accounting estimates made by management, as well as evaluating the overall presentation of the financial statements.

We believe that the audit evidence we have obtained is sufficient and appropriate to provide a basis for our audit opinions.

### **Opinions**

In our opinion, the financial statements referred to above present fairly, in all material respects, the respective financial position of the governmental activities, the discretely presented component unit, each major fund, and the aggregate remaining fund information of the City of Hill Country Village, Texas, as of September 30, 2018 and the respective changes in financial position, for the year then ended in accordance with accounting principles generally accepted in the United States of America.

## **Emphasis of Matter**

As described in Note 1 to the financial statements, in 2018, the City adopted new accounting guidance, GASB No. 75, *Accounting and Financial Reporting for Postemployment Benefits Other Than Pensions*. Our opinion is not modified with respect to this matter.

## **Other Matters**

### *Required Supplementary Information*

Accounting principles generally accepted in the United States of America require that the management's discussion and analysis, major governmental funds budgetary comparison schedules, and Texas Municipal Retirement System Net Pension Asset and Net Other Postemployment Benefits Liability required schedules on pages 3 through 9, pages 43-45, pages 46-49, respectively, be presented to supplement the basic financial statements. Such information, although not a part of the basic financial statements, is required by the Governmental Accounting Standards Board, who considers it to be an essential part of financial reporting for placing the basic financial statements in an appropriate operational, economic, or historical context. We have applied certain limited procedures to the required supplementary information in accordance with auditing standards generally accepted in the United States of America, which consisted of inquiries of management about the methods of preparing the information and comparing the information for consistency with management's responses to our inquiries, the basic financial statements, and other knowledge we obtained during our audit of the basic financial statements. We do not express an opinion or provide any assurance on the information because the limited procedures do not provide us with sufficient evidence to express an opinion or provide any assurance.

### *Other Information*

Our audit was conducted for the purpose of forming opinions on the financial statements that collectively comprise the City of Hill Country Village, Texas's basic financial statements. The combining and individual non-major fund financial statements and schedules and additional information are presented for purposes of additional analysis and are not a required part of the basic financial statements.

The combining and individual non-major fund financial statements and schedules are the responsibility of management and were derived from and relate directly to the underlying accounting and other records used to prepare the basic financial statements. Such information has been subjected to the auditing procedures applied in the audit of the basic financial statements and certain additional procedures, including comparing and reconciling such information directly to the underlying accounting and other records used to prepare the basic financial statements or to the basic financial statements themselves, and other additional procedures in accordance with auditing standards generally accepted in the United States of America. In our opinion, the combining and individual non-major fund financial statements and schedules are fairly stated, in all material respects, in relation to the basic financial statements as a whole.

The additional information has not been subjected to the auditing procedures applied in the audit of the basic financial statements and accordingly, we do not express an opinion or provide any assurance on them.

ABIP, PC

San Antonio, Texas  
January 17, 2019

**CITY OF HILL COUNTRY VILLAGE, TEXAS**  
**MANAGEMENT’S DISCUSSION AND ANALYSIS**

**September 30, 2018**

This section of the City of Hill Country Village, Texas, (City) annual audit is a discussion and analysis of the City’s financial activities for the fiscal year ending September 30, 2018. Readers are encouraged to consider the information presented here in conjunction with additional information furnished in the accompanying basic financial statements.

This discussion and analysis is designed to:

- assist the reader in focusing on significant financial issues,
- provide an overview of the City’s financial activity,
- identify changes in the City’s financial position (its ability to address the next and subsequent year challenges),
- identify any material deviations from the financial plan (approved budget), and
- identify individual fund issues or concerns.

**FINANCIAL HIGHLIGHTS**

- The City’s net position is \$5,144,442 for the fiscal year reported. This compares to the previous year’s net position of \$4,795,066.
  1. Net investment in capital assets of \$2,443,122 are capital assets net of related debt and include all property and equipment, net of accumulated depreciation, and are reduced for outstanding debt related to the purchase or construction of these assets.
  2. Net position of \$116,728 is restricted by constraints imposed by internal and external sources such as grantors, laws, and regulations.
  3. Unrestricted net position of \$2,584,592 represents the portion available to maintain the City’s ongoing obligations to citizens and creditors.
  4. The City implemented GASB Statement No. 75, *Accounting and Financial Reporting for Postemployment Benefits Other Than Pensions*, which recognized additional deferred outflows and liabilities for postemployment benefits (TMRS SDBF) of \$21,569.
- The City’s governmental funds reported combined ending fund balances of \$2,529,562, an increase of \$391,097 over the September 30, 2017 fund balance of \$2,138,465.
- At the end of the current fiscal year, the unassigned fund balance for the general fund was \$1,419,359 or 84% of the total general fund expenditures.
- The City’s total debt decreased by \$142,000 or 32.79% due to this year’s payments.

**OVERVIEW OF THE FINANCIAL STATEMENTS**

This annual report consists of four parts:

- Management's discussion and analysis (this section),
- The basic financial statements,
- Required supplementary information, and
- Additional section that presents combining statements for non-major governmental funds.

The basic financial statements, as represented by figure A-1 below, include two types of statements that present different views of the City, government-wide financial statements and fund financial statements.

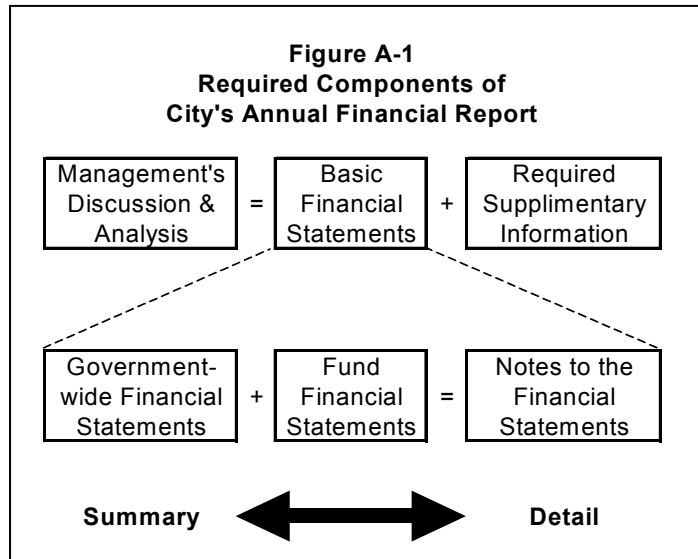
## Government-Wide Financial Statements

These statements provide both long-term and short-term information about the City's overall financial status. Financial reporting at this level uses a perspective similar to that found in the private sector with its basis in full accrual accounting and elimination or reclassification of internal activities.

The first of these two government-wide statements is the **statement of net position**. This is the City-wide statement of financial position presenting information that includes all of the government's assets and liabilities, with the difference between the two reported as net position.

The second government-wide statement is the **statement of activities**, which reports how the City's net position changed during the current fiscal year. All of the current year's revenue and expenses are accounted for in this statement regardless of when cash is received or paid. Thus, revenues and expenses are reported in this statement for some items that will result in cash flows in future fiscal periods.

Both of the government-wide financial statements distinguish functions of the City that are principally supported by taxes and intergovernmental revenues (governmental activities) from the City's component unit. The governmental activities of the City of Hill Country Village include public safety, public works and general and administrative services. The government-wide financial statements can be found on pages 13 and 14 of this report.



## Fund Financial Statements

The fund financial statements provide detailed information about the most significant funds – not the City as a whole. A fund is a grouping of related accounts that is used to maintain control over resources that have been segregated for specific activities or objectives. The City of Hill Country Village, like other state and local governments, uses fund accounting to ensure and demonstrate compliance with finance-related legal requirements. All of the funds of the City of Hill Country Village are considered governmental funds.

Governmental funds are reported in the fund financial statements and contain essentially the same functions as governmental activities in the government-wide financial statements. These statements provide a short-term view that helps determine whether there are more or fewer financial resources that can be spent in the near future to finance the City's programs. Because this information does not encompass the additional long-term focus of the government-wide statements, additional information is provided on the schedules immediately following the governmental funds statements that explain the relationship or differences between them. The basic governmental fund financial statements can be found on pages 15 through 18 of this report.

## Notes to the Financial Statements

The accompanying notes to the financial statements provide additional information essential to a full understanding of the data provided in the government-wide and fund financial statements. The notes to the financial statements can be found on pages 19 through 40 of this report.

## Other Information

In addition to the basic financial statements and accompanying notes, this report also presents budgetary comparison schedules for the general fund, road maintenance fund, and TMRS pension and OPEB schedules as required supplementary information. These schedules demonstrate compliance with the City's adopted and final amended budgets, and can be found on pages 43 through 50 of this report.

Combining statements of the City's non-major governmental funds and their related schedules of budgetary activity are presented immediately following the required supplementary information. Combining and individual fund statements and budget schedules can be found on pages 53 through 64 of this report.

## GOVERNMENT-WIDE FINANCIAL ANALYSIS

The City's combined net position at fiscal year end is \$5,269,115. This is a \$302,879 increase over last year's net position of \$4,966,236. The following table provides a summary of the City's net position at September 30:

**Table 1 – Summary of Net Position**

	Governmental Activities		Component Unit (EDC)		Total		Amount Change	% Change
	2017-2018	2016-2017	2017-2018	2016-2017	2017-2018	2016-2017		
<b>Assets</b>								
Current and other assets	\$ 2,782,837	\$ 2,363,071	\$ 124,673	\$ 114,527	\$ 2,907,510	\$ 2,477,598	\$ 429,912	17.35 %
Noncurrent assets	<u>2,883,079</u>	<u>3,011,510</u>	<u>-</u>	<u>-</u>	<u>2,883,079</u>	<u>3,011,510</u>	<u>(128,431)</u>	(4.26)
Total assets	<u>5,665,916</u>	<u>5,374,581</u>	<u>124,673</u>	<u>114,527</u>	<u>5,790,589</u>	<u>5,489,108</u>	<u>301,481</u>	5.49
<b>Deferred outflows of resources - TMRS</b>								
	88,476	127,709	-	-	88,476	127,709	(39,233)	(30.72)
<b>Deferred outflows of resources - OPEB</b>								
	<u>3,382</u>	<u>-</u>	<u>-</u>	<u>-</u>	<u>3,382</u>	<u>-</u>	<u>3,382</u>	0.00
Total	<u>91,858</u>	<u>127,709</u>	<u>-</u>	<u>-</u>	<u>91,858</u>	<u>127,709</u>	<u>(35,851)</u>	(28.07)
<b>Liabilities</b>								
Current liabilities	256,947	244,363	-	-	256,947	244,363	12,584	5.15
Noncurrent liabilities	<u>224,233</u>	<u>336,797</u>	<u>-</u>	<u>-</u>	<u>224,233</u>	<u>336,797</u>	<u>(112,564)</u>	(33.42)
Total liabilities	<u>481,180</u>	<u>581,160</u>	<u>-</u>	<u>-</u>	<u>481,180</u>	<u>581,160</u>	<u>(99,980)</u>	(17.20)
<b>Deferred inflows of resources - TMRS</b>								
	132,152	69,421	-	-	132,152	69,421	62,731	90.36
<b>Deferred inflows of resources - OPEB</b>								
	<u>-</u>	<u>-</u>	<u>-</u>	<u>-</u>	<u>-</u>	<u>-</u>	<u>-</u>	
Total	<u>132,152</u>	<u>69,421</u>	<u>-</u>	<u>-</u>	<u>132,152</u>	<u>69,421</u>	<u>62,731</u>	90.36
<b>Net Position</b>								
<b>Net investment in capital assets</b>								
	2,443,122	2,547,951	-	-	2,443,122	2,547,951	(104,829)	(4.11)
Restricted	116,728	88,442	-	-	116,728	88,442	28,286	31.98
Unassigned	<u>2,584,592</u>	<u>2,215,316</u>	<u>124,673</u>	<u>114,527</u>	<u>2,709,265</u>	<u>2,329,843</u>	<u>379,422</u>	16.29
Total net position	<u>\$ 5,144,442</u>	<u>\$ 4,851,709</u>	<u>\$ 124,673</u>	<u>\$ 114,527</u>	<u>\$ 5,269,115</u>	<u>\$ 4,966,236</u>	<u>\$ 302,879</u>	6.10

At the end of the current fiscal year, the City of Hill Country Village is able to report positive balances in net position for the government activities and for its component unit (Hill Country Village Economic Development Corporation's) activities.

A large portion of the City's net position is restricted as to the purpose they can be used for or are invested in capital assets (land, buildings, streets, and equipment). The City uses these capital assets to provide services to citizens; consequently, these assets are not available for future spending. Although the City's investment in its capital assets is reported net of related debt, it should be noted that the resources needed to repay this debt must be provided from other sources, since the capital assets themselves cannot be used to liquidate these liabilities.

As noted earlier, net position may serve over time as a useful indicator of a government's financial position. There are four basic transactions that will affect the comparability of the Statement of Net Position summary presentation as reflected below:

1. Net results of activities will impact (increase/decrease) current assets and unrestricted net position.
2. Spending of non-borrowed current assets on new capital will reduce current assets, increase capital assets, reduce unrestricted net position, and increase net investment in capital assets.
3. Principal payment on debt will reduce current assets, reduce long-term debt, reduce unrestricted net position, and increase net investment in capital assets.
4. Reduction of capital assets through depreciation will reduce capital assets and net investment in capital assets.

The City had a combined increase in governmental revenues of \$38,570, or 1.61%, as combined expenses increased a total of \$209,495 or 11.20%. The following provides a summary of the City's changes in net position for the year ended September 30:

**Table 2 - Summary of Changes in Net Position**

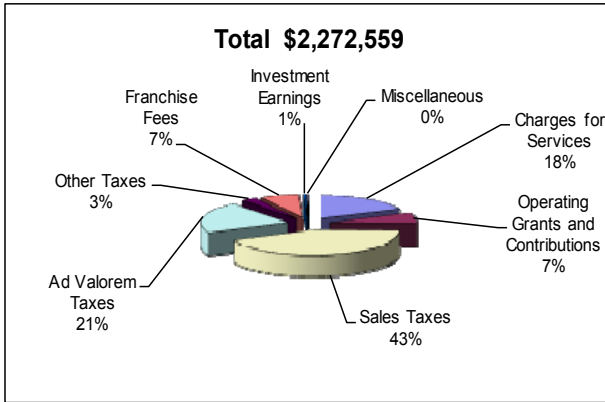
	Governmental Activities		Component Unit (EDC)		Total		Amount Change	% Change
	2017-2018	2016-2017	2017-2018	2016-2017	2017-2018	2016-2017		
Revenues:								
Program revenues:								
Charges for services	\$ 416,009	\$ 378,998	\$ -	\$ -	\$ 416,009	\$ 378,998	\$ 37,011	9.77 %
Operating grants and contributions	162,778	167,004	28,774	-	191,552	167,004	24,548	14.70
Taxes:								
Sales	966,646	990,732	138,092	141,533	1,104,738	1,132,265	(27,527)	(2.43)
Ad valorem	483,540	480,843	-	-	483,540	480,843	2,697	0.56
Venue tax	48,422	43,664	-	-	48,422	43,664	4,758	10.90
Liquor tax	13,138	15,514	-	-	13,138	15,514	(2,376)	(15.32)
Franchise fees	163,689	165,694	-	-	163,689	165,694	(2,005)	(1.21)
Investment earnings	11,792	6,350	47	30	11,839	6,380	5,459	85.56
Miscellaneous	6,545	10,540	-	-	6,545	10,540	(3,995)	(37.90)
Total revenues	<u>2,272,559</u>	<u>2,259,339</u>	<u>166,913</u>	<u>141,563</u>	<u>2,439,472</u>	<u>2,400,902</u>	<u>38,570</u>	1.61
Expenses:								
General government	505,847	317,431	-	-	505,847	317,431	188,416	59.36
Fire department services	265,000	265,000	-	-	265,000	265,000	-	0.00
Public works	199,492	204,649	-	-	199,492	204,649	(5,157)	(2.52)
Police department	948,463	927,454	-	-	948,463	927,454	21,009	2.27
Interest and other fees	4,381	5,824	-	-	4,381	5,824	(1,443)	(24.78)
Component unit	-	-	156,767	150,097	156,767	150,097	6,670	4.44
Total expenses	<u>1,923,183</u>	<u>1,720,358</u>	<u>156,767</u>	<u>150,097</u>	<u>2,079,950</u>	<u>1,870,455</u>	<u>209,495</u>	11.20
Change in net position	349,376	538,981	10,146	(8,534)	359,522	530,447	(170,925)	(32.22)
Beginning net position	<u>4,851,709</u>	<u>4,312,728</u>	<u>114,527</u>	<u>123,061</u>	<u>4,966,236</u>	<u>4,435,789</u>	<u>530,447</u>	11.96
Restatement of net position	(56,643)	-	-	-	(56,643)	-	(56,643)	(100.00)
Beginning net position, as restated	<u>4,795,066</u>	<u>4,312,728</u>	<u>114,527</u>	<u>123,061</u>	<u>4,909,593</u>	<u>4,435,789</u>	<u>473,804</u>	10.68
Ending net position	<u>\$ 5,144,442</u>	<u>\$ 4,851,709</u>	<u>\$ 124,673</u>	<u>\$ 114,527</u>	<u>\$ 5,269,115</u>	<u>\$ 4,966,236</u>	<u>\$ 302,879</u>	6.10



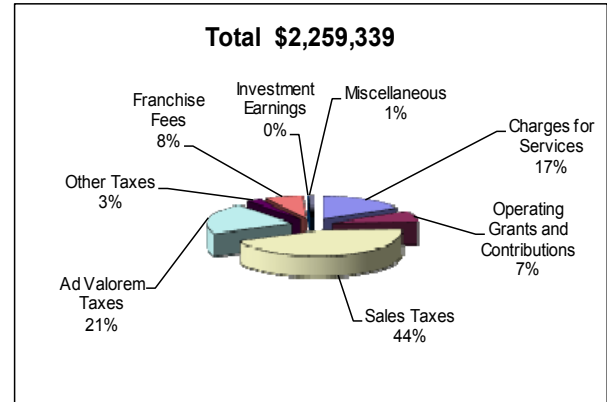
Graphic presentations of selected data from the summary table above follow to assist in the analysis of the City's activities for fiscal years 2018 and 2017.

### Governmental Revenues

2018



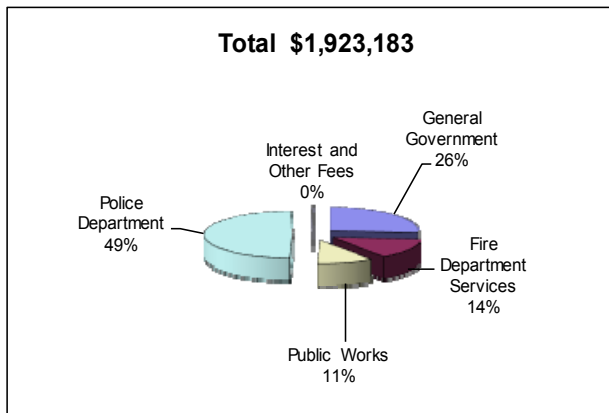
2017



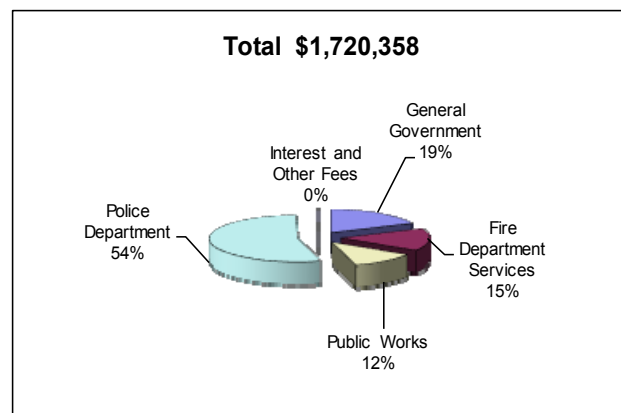
As shown in the summary data on the previous page, the City is heavily reliant on various taxes and franchise fees to support governmental operations. Taxes accounted for 68% and 70% of the City's total governmental revenues in fiscal years 2018 and 2017, respectively. The majority of franchise fees are received from CPS Energy, Time Warner Cable/Spectrum, and AT&T.

### Governmental Functional Expenses

2018



2017



The largest portion of the City's expenses continues to be for public safety.

### FUND FINANCIAL ANALYSIS

For the fiscal year ended September 30, 2018, the City's governmental funds reported combined fund balances of \$2,529,562. Of this year end total, approximately \$1,425,719 is unassigned, indicating availability for continuing City service requirements. Restricted fund balance is \$116,728 and is restricted for special revenue funds such as court security and court technology and for the use of Public Education Grant receipts. Committed fund balances include: \$816,262 for road maintenance, \$27,738 for the replacement/acquisition of capital assets and \$143,115 committed to the replacement of vehicles.

The total ending fund balance of governmental funds shows an increase of \$391,097 over last year's combined fund balance of \$2,138,465. This increase is primarily the result of increased municipal court collections as well as an increase in licenses and permits issued.

**Major Governmental Funds**

The general fund is the City’s primary operating fund. This fund is primarily funded through sales tax and ad valorem (property) tax. Other notable revenue sources include user fees (permit fees, court fees, sewer use fees, and franchise fees) and interest income. The general fund supports police, fire, ambulance, municipal court, finance, administrative support for the City Council and its boards and commissions, as well as building and health inspections.

The grant fund accounts for the proceeds from various grant programs the City has applied for to be used strictly for purposes outlined in the grants.

The road maintenance fund is funded solely by sales taxes which are then used to repair and reconstruct existing roads within the City’s limits.

**CAPITAL ASSETS AND DEBT ADMINISTRATION**

**Capital Assets**

The City of Hill Country Village’s investment in capital assets for its governmental type activities as of September 30, 2018, totaled \$2,734,122, net of accumulated depreciation. Investments in capital assets include land, buildings, machinery and equipment, streets and signs, and automobiles.

**Table 3—Capital Assets, Net of Accumulated Depreciation**

	Fiscal Year		Amount Change	% Change
	2017-2018	2016-2017		
Land	\$ 829,875	\$ 829,875	\$ -	0.00 %
Construction in progress	10,000	42,811	(32,811)	(328.11)
Streets	1,713,517	1,878,874	(165,357)	(9.65)
Signs	6,182	7,943	(1,761)	(28.49)
Buildings	38,596	44,110	(5,514)	(14.29)
Automobiles	76,187	116,035	(39,848)	(52.30)
Machinery and equipment	59,765	61,303	(1,538)	(2.57)
Totals	<u>\$ 2,734,122</u>	<u>\$ 2,980,951</u>	<u>\$ (246,829)</u>	(9.03)

During the fiscal year 2017-2018 the City’s capital asset carrying value decreased a net amount of \$246,829. This amount includes depreciation expense of \$231,225, additional costs for road improvements of \$10,000 and new police vehicle equipment of \$8,415. See Note 4 for more information.

## Long-Term Debt

The City of Hill Country Village issues bonds to fund needed capital improvement projects such as road construction and rehabilitation projects. These projects are budgeted in the capital projects fund. The budgeted amounts in the debt service fund reflect the actual principal and interest payments on all outstanding debt. The outstanding principal and interest payments are scheduled to be paid out in 2020. See Note 6 for more information.

**Table 4—Long-Term Debt Outstanding**

	Fiscal Year		Amount Change	% Change
	2017-2018	2016-2017		
General obligation bonds - principal	\$ 291,000	\$ 433,000	\$ (142,000)	(32.79) %
General obligation bonds - interest	<u>4,023</u>	<u>8,790</u>	<u>(4,767)</u>	(54.23)
Totals	<u>\$ 295,023</u>	<u>\$ 441,790</u>	<u>\$ (146,767)</u>	(33.22)

## ECONOMIC FACTORS AND NEXT YEAR'S BUDGETS AND RATES

As in years past, the City has set money aside in the vehicle replacement fund for the future purchase of police vehicles. For fiscal year 2016 and forward, the citizens of the City of Hill Country Village approved an increase of \$0.05 in property taxes to be maintained in the road maintenance fund to be committed to future capital projects. For fiscal year 2019, the City budgeted general fund revenues of \$1,710,501 or an 0.15% decrease from fiscal year 2018 budget. Additionally, for fiscal year 2019, the City budgeted general fund expenditures of \$1,697,175 or a decrease of 0.73% from fiscal year 2018 budget.

## REQUESTS FOR INFORMATION

The City's financial statements are designed to present users (citizens, taxpayers, customers, investors, and creditors) with a general overview of the City's finances and to demonstrate the City's accountability. If you have questions about the report or need additional financial information, contact City Officials at the City Offices located at 116 Aspen Lane, San Antonio, Texas 78232, (210) 494-3671.

(This page is intentionally left blank)

## **BASIC FINANCIAL STATEMENTS**

(This page is intentionally left blank)

**CITY OF HILL COUNTRY VILLAGE, TEXAS**

**STATEMENT OF NET POSITION**

**September 30, 2018**

	<u>Governmental Activities</u>	<u>Component Unit</u>	<u>Total Reporting Entity</u>
Assets:			
Current assets:			
Cash and cash equivalents	\$ 2,553,076	\$ 112,889	\$ 2,665,965
Receivables:			
Taxes, net	4,207	-	4,207
Accounts and other	<u>225,554</u>	<u>11,784</u>	<u>237,338</u>
Total current assets	<u>2,782,837</u>	<u>124,673</u>	<u>2,907,510</u>
Noncurrent assets:			
Capital assets:			
Land	829,875	-	829,875
Construction in Progress	10,000	-	10,000
Streets	3,307,142	-	3,307,142
Signs	35,224	-	35,224
Improvements other than buildings	32,617	-	32,617
Buildings	220,553	-	220,553
Furniture and fixtures	2,725	-	2,725
Automobiles	275,270	-	275,270
Software	35,449	-	35,449
Machinery and equipment	129,271	-	129,271
Accumulated depreciation	(2,144,004)	-	(2,144,004)
Net pension asset - TMRS	<u>148,957</u>	<u>-</u>	<u>148,957</u>
Total noncurrent assets	<u>2,883,079</u>	<u>-</u>	<u>2,883,079</u>
Total assets	<u>5,665,916</u>	<u>124,673</u>	<u>5,790,589</u>
Deferred outflows of resources:			
Deferred outflows of resources - TMRS pension	88,476	-	88,476
Deferred outflows of resources - TMRS OPEB	<u>3,382</u>	<u>-</u>	<u>3,382</u>
Total deferred outflows of resources	<u>91,858</u>	<u>-</u>	<u>91,858</u>
Liabilities:			
Current liabilities:			
Accounts payable	79,634	-	79,634
Accrued salaries and benefits	12,233	-	12,233
Compensated absences	18,094	-	18,094
Current portion of long-term debt	146,000	-	146,000
Accrued interest payable	<u>986</u>	<u>-</u>	<u>986</u>
Total current liabilities	<u>256,947</u>	<u>-</u>	<u>256,947</u>
Compensated absences	54,282	-	54,282
Long-term debt	145,000	-	145,000
Total OPEB liability - TMRS	<u>24,951</u>	<u>-</u>	<u>24,951</u>
Total noncurrent liabilities	<u>224,233</u>	<u>-</u>	<u>224,233</u>
Total liabilities	<u>481,180</u>	<u>-</u>	<u>481,180</u>
Deferred inflows of resources			
Deferred inflows of resources - TMRS pension	<u>132,152</u>	<u>-</u>	<u>132,152</u>
Net position:			
Net investment in capital assets	2,443,122	-	2,443,122
Restricted for:			
Public education grants	15,395	-	15,395
Special revenue	101,333	-	101,333
Unassigned	<u>2,584,592</u>	<u>124,673</u>	<u>2,709,265</u>
Total net position	<u>\$ 5,144,442</u>	<u>\$ 124,673</u>	<u>\$ 5,269,115</u>
Total liabilities, deferred inflows of resources, and net position	<u>\$ 5,757,774</u>	<u>\$ 124,673</u>	<u>\$ 5,882,447</u>

The accompanying notes are an integral part of these financial statements.

**CITY OF HILL COUNTRY VILLAGE, TEXAS**

**STATEMENT OF ACTIVITIES**

**September 30, 2018**

Functions / Programs	Expenses	Program Revenues		Revenue and Changes in Net Position		Total Reporting Entity
		Charges for Services	Operating Grants and Contributions	Primary Government	Component Unit - EDC	
<b>Primary Government:</b>						
General government	\$ 505,847	\$ 198,582	\$ 162,778	\$ (144,487)	\$ -	\$ (144,487)
Fire department services	265,000	-	-	(265,000)	-	(265,000)
Public works	199,492	-	-	(199,492)	-	(199,492)
Police department	948,463	217,427	-	(731,036)	-	(731,036)
Interest and other fees	<u>4,381</u>	<u>-</u>	<u>-</u>	<u>(4,381)</u>	<u>-</u>	<u>(4,381)</u>
Total primary government	<u>\$ 1,923,183</u>	<u>\$ 416,009</u>	<u>\$ 162,778</u>	<u>(1,344,396)</u>	<u>-</u>	<u>(1,344,396)</u>
Component Unit	<u>\$ 156,767</u>	<u>\$ -</u>	<u>\$ 28,774</u>		<u>(127,993)</u>	<u>(127,993)</u>
<b>General Revenues:</b>						
Taxes:						
Sales				966,646	138,092	1,104,738
Ad valorem				483,540	-	483,540
Venue tax				48,422	-	48,422
Liquor tax				13,138	-	13,138
Franchise fees				163,689	-	163,689
Investment earnings				11,792	47	11,839
Miscellaneous				<u>6,545</u>	<u>-</u>	<u>6,545</u>
Total general revenues				<u>1,693,772</u>	<u>138,139</u>	<u>1,831,911</u>
Change in net position				349,376	10,146	359,522
Net position - beginning				<u>4,851,709</u>	<u>114,527</u>	<u>4,966,236</u>
Restatement of net position				<u>(56,643)</u>	<u>-</u>	<u>(56,643)</u>
Net position - beginning, as restated				<u>4,795,066</u>	<u>114,527</u>	<u>4,909,593</u>
Net position - ending				<u>\$ 5,144,442</u>	<u>\$ 124,673</u>	<u>\$ 5,269,115</u>

The accompanying notes are an integral part of these financial statements.



**CITY OF HILL COUNTRY VILLAGE, TEXAS**  
**BALANCE SHEET – GOVERNMENTAL FUNDS**

**September 30, 2018**

	Major Funds		Other Governmental Funds	Total Governmental Funds
	General	Road Maintenance		
<b>Assets:</b>				
Cash and cash equivalents	\$ 1,473,707	\$ 804,477	\$ 274,892	\$ 2,553,076
<b>Receivables:</b>				
Taxes, net	2,896	1,311	-	4,207
Accounts and other	221,900	-	3,654	225,554
Due from other funds	<u>-</u>	<u>11,785</u>	<u>-</u>	<u>11,785</u>
 Total assets	 <u>\$ 1,698,503</u>	 <u>\$ 817,573</u>	 <u>\$ 278,546</u>	 <u>\$ 2,794,622</u>
<b>Liabilities:</b>				
Accounts payable	\$ 79,634	\$ -	\$ -	\$ 79,634
Accrued salaries and benefits	12,233	-	-	12,233
Compensated absences	72,376	-	-	72,376
Due to other funds	<u>11,785</u>	<u>-</u>	<u>-</u>	<u>11,785</u>
Total liabilities	<u>176,028</u>	<u>-</u>	<u>-</u>	<u>176,028</u>
<b>Deferred Inflows of Resources:</b>				
Unearned revenue - taxes	2,896	1,311	-	4,207
Unearned revenue - warrants	<u>84,825</u>	<u>-</u>	<u>-</u>	<u>84,825</u>
Total deferred inflows of resources	<u>87,721</u>	<u>1,311</u>	<u>-</u>	<u>89,032</u>
<b>Fund Balances:</b>				
<b>Restricted for:</b>				
Public education grants	15,395	-	-	15,395
Special revenue	-	-	101,333	101,333
<b>Committed for:</b>				
Capital projects	-	816,262	27,738	844,000
Vehicle replacement	-	-	143,115	143,115
<b>Unassigned:</b>				
General fund	1,419,359	-	-	1,419,359
Grants fund	-	-	6,343	6,343
Debt service	<u>-</u>	<u>-</u>	<u>17</u>	<u>17</u>
Total fund balances	<u>1,434,754</u>	<u>816,262</u>	<u>278,546</u>	<u>2,529,562</u>
 Total liabilities, deferred inflows of resources, and fund balances	 <u>\$ 1,698,503</u>	 <u>\$ 817,573</u>	 <u>\$ 278,546</u>	 <u>\$ 2,794,622</u>

The accompanying notes are an integral part of these financial statements.

**CITY OF HILL COUNTRY VILLAGE, TEXAS**  
**RECONCILIATION OF BALANCE SHEET**  
**GOVERNMENTAL FUNDS TO STATEMENT OF NET POSITION**

**September 30, 2018**

Total Fund Balances - Governmental Funds	\$	2,529,562
--	----	-----------

Amounts reported for governmental activities in the statement of net position are different because:

Capital assets used in governmental activities are not financial resources and therefore are not reported as assets in governmental funds.		2,734,122
--	--	-----------

Other long-term assets are not available to pay for current-period expenditures and, therefore, are deferred inflows of resources in the funds.		89,032
---	--	--------

Long-term liabilities, including bonds payable, are not due and payable in the current period and therefore are not reported as liabilities in the funds:

Bonds payable	\$ (291,000)	
Accrued interest payable	<u>(986)</u>	(291,986)

Recognition of the City's net pension asset required by GASB 68 and the changes in deferred outflows and inflows of resources related to the TMRS pension asset:

Net pension asset	148,957	
Deferred inflow of resources - TMRS pension	(132,152)	
Deferred outflows of resources - TMRS pension	<u>88,476</u>	105,281

Recognition of the City's total OPEB liability required by GASB 75 and the changes in deferred outflows and inflows of resources related to the TMRS OPEB liability:

Net OPEB liability	(24,951)	
Deferred outflows of resources - TMRS OPEB	<u>3,382</u>	<u>(21,569)</u>

Total net position - governmental activities	\$	<u>5,144,442</u>
--	----	------------------

The accompanying notes are an integral part of these financial statements.

**CITY OF HILL COUNTRY VILLAGE, TEXAS**

**STATEMENT OF REVENUE, EXPENDITURES, AND CHANGES IN  
FUND BALANCES – GOVERNMENTAL FUNDS**

**Year ended September 30, 2018**

	Major Funds			
	General	Road Maintenance	Other Governmental Funds	Total Governmental Funds
Revenue:				
Taxes:				
Sales taxes	\$ 828,553	\$ 138,093	\$ -	\$ 966,646
Ad valorem taxes	316,375	166,677	-	483,052
Venue tax	-	-	48,422	48,422
Liquor tax	13,138	-	-	13,138
Franchise fees	163,689	-	-	163,689
Municipal court revenues	194,970	-	11,731	206,701
Sewer service revenues	85,482	-	-	85,482
Licenses and permits	113,100	-	-	113,100
Grants and contributions	10,000	-	152,778	162,778
Interest	9,074	940	1,778	11,792
Other	<u>6,545</u>	<u>-</u>	<u>-</u>	<u>6,545</u>
Total revenue	<u>1,740,926</u>	<u>305,710</u>	<u>214,709</u>	<u>2,261,345</u>
Expenditures:				
Current:				
General and administrative	455,332	-	1,172	456,504
Fire department services	235,000	-	30,000	265,000
Public works	76,022	-	-	76,022
Police department	901,448	-	2,604	904,052
Capital outlay	13,818	-	8,085	21,903
Debt service:				
Principal	-	-	142,000	142,000
Interest	<u>-</u>	<u>-</u>	<u>4,767</u>	<u>4,767</u>
Total expenditures	<u>1,681,620</u>	<u>-</u>	<u>188,628</u>	<u>1,870,248</u>
Excess (deficiency) of revenue over (under) expenditures	<u>59,306</u>	<u>305,710</u>	<u>26,081</u>	<u>391,097</u>
Other Financing Sources (Uses):				
Transfers in	-	-	35,500	35,500
Transfers out	<u>(35,500)</u>	<u>-</u>	<u>-</u>	<u>(35,500)</u>
Total other financing sources (uses)	<u>(35,500)</u>	<u>-</u>	<u>35,500</u>	<u>-</u>
Net change in fund balances	23,806	305,710	61,581	391,097
Fund balances - beginning	<u>1,410,948</u>	<u>510,552</u>	<u>216,965</u>	<u>2,138,465</u>
Fund balances - ending	<u>\$ 1,434,754</u>	<u>\$ 816,262</u>	<u>\$ 278,546</u>	<u>\$ 2,529,562</u>

The accompanying notes are an integral part of these financial statements.

**CITY OF HILL COUNTRY VILLAGE, TEXAS**

**RECONCILIATION OF CHANGE IN FUND BALANCES –  
GOVERNMENTAL FUNDS TO CHANGE IN NET POSITION –  
GOVERNMENTAL ACTIVITIES**

**September 30, 2018**

Net Change in Fund Balances - Total Governmental Funds	\$ 391,097
Amounts reported for governmental activities in the statement of activities are different because:	
Governmental funds report capital outlays as expenditures (\$21,903). However, in the statement of activities the cost of those assets is allocated over their estimated useful lives and reported as depreciation expense (\$231,225). This is the amount by which capital outlays exceeded depreciation expense in the current period.	(209,322)
Revenues in the statement of activities that do not provide current financial resources and are not reported as deferred inflows of resources in the funds.	11,214
The change in net pension asset and deferred inflows and outflows related to the City's TMRS pension asset.	16,434
The change in net OPEB liability and deferred inflows and outflows related to the City's TMRS OPEB asset.	(2,433)
Repayment of bond principal is an expenditure in the funds but is not an expense in the statement of activities.	142,000
Certain long-term liabilities are accrued at the government-wide level but not at the fund level. This is the current year change in those liabilities, reported as expense in the statement of activities. (accrued interest)	<u>386</u>
Change in net position of governmental activities	<u>\$ 349,376</u>

The accompanying notes are an integral part of these financial statements.

**CITY OF HILL COUNTRY VILLAGE, TEXAS**

**NOTES TO BASIC FINANCIAL STATEMENTS**

**September 30, 2018**

(1) Summary of significant accounting policies

Reporting entity

The City of Hill Country Village is a municipal corporation governed by an elected mayor and five-member council. The accompanying financial statements present the City and its discretely presented component unit, an entity for which the City is considered to be financially accountable. The discretely presented component unit is reported in a separate column in the government-wide financial statements to emphasize that it is legally separate from the City.

Discretely presented component unit - The component unit column in the government-wide financial statements includes the financial data of the non-major component unit of the City of Hill Country Village, Texas. The component unit is presented as a governmental fund type. Following is a summary of the component unit:

Economic Development Corporation – The Corporation was organized for the purpose of promoting economic development in order to eliminate unemployment and underemployment and to promote and encourage employment and public welfare of, for, and on behalf of the City. The board of directors consists of five (5) members appointed by the city council.

Complete financial statements of the component unit may be obtained at City Hall located at 116 Aspen Lane, San Antonio, Texas 78232.

Government-wide and fund financial statements

The government-wide financial statements (i.e., the statement of net position and the statement of activities) report information on all of the activities of the primary government and its component unit. For the most part, the effect of interfund activity has been removed from these statements. Governmental activities are normally supported by taxes and intergovernmental revenues. The primary government is reported separately from the legally separate component unit for which the primary government is financially accountable.

The statement of activities demonstrates the degree to which the direct expenses of a given function or segment is offset by program revenues. Direct expenses are those that are clearly identifiable with a specific function or segment. Program revenues include 1) charges of customers or applicants who purchase, use, or directly benefit from goods, services, or privileges provided by a given function or segment and 2) grants and contributions that are restricted to meeting the operational or capital requirements of a particular function or segment. Taxes and other items not properly included among program revenues are reported instead as general revenues.

Separate financial statements are provided for governmental funds. Major individual governmental funds are reported as separate columns in the fund financial statements.

**CITY OF HILL COUNTRY VILLAGE, TEXAS**

**NOTES TO BASIC FINANCIAL STATEMENTS**

**September 30, 2018**

(1) Summary of significant accounting policies (continued)

Measurement focus, basis of accounting, and financial statement presentation

The government-wide financial statements are reported using the economic resources measurement focus and the accrual basis of accounting. Revenues are recorded when earned and expenses are recorded when a liability is incurred, regardless of the timing of related cash flows. Property taxes are recognized as revenues in the year for which they are levied. Grants and similar items are recognized as revenue as soon as all eligibility requirements imposed by the provider have been met.

Governmental fund financial statements are reported using the current financial resources measurement focus and the modified accrual basis of accounting. Revenues are recognized as soon as they are both measurable and available. Revenues are considered to be available when they are collectible within the current period or soon thereafter to pay liabilities of the current period. For this purpose, the City considers revenues to be available if they are collected within 60 days of the end of the current fiscal period. Expenditures are recorded when the related fund liability is incurred, except for principal and interest on long-term debt claims and judgments, and compensated absences, which are recognized as expenditures to the extent they have matured.

Property and sales taxes, utility franchises, and interest associated with the current fiscal period are all considered to be susceptible to accrual and have been recognized as revenues of the current fiscal period. All other revenue items are considered to be measurable and available only when cash is received by the City.

The City reports the following major governmental funds:

The general fund is the City's primary operating fund. It accounts for all financial resources of the general government, except those required to be accounted for in another fund.

The road maintenance fund is funded solely by sales taxes which are then used to repair and reconstruct existing roads within the City's limits.

As a general rule the effect of interfund activity has been eliminated from the government-wide financial statements. Exceptions to this are charges between the City's general government function and various other functions of the City. Eliminations of these charges would distort the direct costs and program revenues reported for the various functions concerned.

**CITY OF HILL COUNTRY VILLAGE, TEXAS**

**NOTES TO BASIC FINANCIAL STATEMENTS**

**September 30, 2018**

(1) Summary of significant accounting policies (continued)

Measurement focus, basis of accounting, and financial statement presentation (continued)

Amounts reported as program revenues include 1) charges to customers or applications for goods, services, or privileges provided, 2) operating grants and contributions, and 3) capital grants and contributions. General revenues include all taxes, investment earnings and all other revenues that can't be attributed to a specific functional expense.

When both restricted and unrestricted resources are available for use, it is the City's policy to use restricted resources first, then assigned, then committed, and then unrestricted resources as they are needed.

Cash and cash equivalents

The City's cash and cash equivalents are considered to be cash on hand, demand deposits, and deposits in local government investment pools.

The City is authorized to invest in (1) obligations of the United States or its agencies and instrumentalities; (2) direct obligations of the State of Texas or its agencies; (3) other obligations, the principal of and interest on which are unconditionally guaranteed or insured by the State of Texas or the United States; (4) obligations of states, agencies, counties, cities, and other political subdivisions of any state having been rated of not less than "AA" or its equivalent; (5) certificates of deposit issued by state and national banks domiciled in Texas that are guaranteed or insured by the Federal Deposit Insurance Corporation (FDIC) or its successor, or secured by obligations mentioned above; and (6) fully collateralized direct repurchase agreements having a defined termination date.

Most of the investments for the City are stated at fair value. The fair value framework uses a hierarchy that prioritizes the inputs to the valuation techniques used to measure fair value. The hierarchy gives the highest priority to unadjusted quoted prices in active markets for identical assets or liabilities (Level 1 measurement) and the lowest priority to unobservable inputs (Level 3 measurements). The three levels of the fair value hierarchy are described below:

Level 1 - Inputs to the valuation methodology are unadjusted quoted prices for identical assets or liabilities in active markets that the District has the ability to access.

Level 2 - Inputs to the valuation methodology include:

- Quoted prices for similar assets or liabilities in active markets.
- Quoted prices for identical or similar assets or liabilities in inactive markets.
- Inputs other than quoted prices that are observable for the asset or liability.
- Inputs that are derived principally from or corroborated by observable market data by correlation or other means.

If the asset or liability has a specified (contractual) term, the Level 2 input must be observable for substantially the full term of the asset or liability.

**CITY OF HILL COUNTRY VILLAGE, TEXAS**  
**NOTES TO BASIC FINANCIAL STATEMENTS**

**September 30, 2018**

(1) Summary of significant accounting policies (continued)

Cash and cash equivalents (continued)

Level 3 - Inputs to the valuation methodology are unobservable and significant to the fair value measurement.

The asset's or liability's fair value measurement level within the fair value hierarchy is based on the lowest level of any input that is significant to the fair value measurement. Valuation techniques used need to maximize the use of observable inputs and minimize the use of unobservable inputs.

The City also invests funds in pooled investments which are valued at net asset value (NAV) per share or its equivalent. The valuation methodologies described above may produce a fair value calculation that may not be indicative of net realizable values or reflective of future fair values. Furthermore, while the City believes its valuation methods are appropriate and consistent with those of other market participants, the use of different methodologies or assumptions to determine the fair value of certain financial instruments could result in a different fair value measurement at the reporting date.

Receivables and payables

Activities between the funds that are representative of interfund loans outstanding at the end of the fiscal year are referred to as due to/from other funds.

Accounts receivable are reported net of allowances for uncollectible accounts. The allowance account represents management's estimate of uncollectible accounts based upon experience and historical trends.

Property taxes for the City are levied each October 1 on the taxable value as of the preceding January 1, the date a lien attaches, for all taxable real and personal property located in the City. Taxes are due by January 31 following the October 1 assessment date and become delinquent on February 1, at which time they begin accruing penalty and interest. The enforceable legal claim date for property taxes is the assessment date; therefore, the City did not record a receivable for accrual of future taxes at year end.

Taxes have been reported in the financial statements net of the allowance for uncollectible taxes. Tax revenues are recognized as they become available. Accordingly, an amount equal to taxes not yet available has been reported as deferred inflows of resources at the governmental fund level.

Capital assets

Capital assets, which include land, buildings and improvements, machinery, equipment, vehicles, and infrastructure assets (i.e., roads, bridges, sidewalks, and similar items), are reported in the governmental activities column in the government-wide financial statements. Capital assets are defined by the City as assets with an initial, individual cost of more than \$5,000 and an estimated useful life in excess of one year.



**CITY OF HILL COUNTRY VILLAGE, TEXAS**

**NOTES TO BASIC FINANCIAL STATEMENTS**

**September 30, 2018**

(1) Summary of significant accounting policies (continued)

Capital assets (continued)

When capital assets are purchased, they are capitalized and depreciated in the government-wide financial statements. Capital assets are recorded as expenditures of the current period in the governmental fund financial statements.

Capital assets are valued at cost where historical records are available and at an estimated cost where no records exist. Donated capital assets are valued at their estimated fair market value at the date of donation.

The costs of normal maintenance and repairs that do not add to the value of the asset or materially extend assets lives are not capitalized.

Improvements to capital assets that materially extend the life of the asset or add to the value are capitalized. Major outlays for capital assets and improvements are capitalized as projects are constructed. Interest incurred during construction will not be capitalized in the governmental activities on the government-wide financial statements.

Capital assets are depreciated over their useful lives on a straight-line basis as follows:

<u>Assets</u>	<u>Years</u>
Buildings and improvements	20 - 50
Machinery, equipment, and vehicles	2 - 20
Infrastructure	15 - 30

Compensated absences

It is the City's policy to permit employees to accumulate earned but unused paid time off, holiday, and compensatory time benefits. Paid time off, holiday, and compensatory time are accrued when incurred in the government-wide and reported in governmental funds.

Deferred outflows/inflows of resources

Pensions

For purposes of measuring the net pension asset, deferred outflows of resources and deferred inflows of resources related to pensions, and pension expense, information about the Fiduciary Net Position of the Texas Municipal Retirement System (TMRS) and additions to/deduction from TMRS's Fiduciary Net Position have been determined on the same basis as they are reported by TMRS. For this purpose, plan contributions are recognized in the period that compensation is reported for the employee, which is when contributions are legally due. Benefit payments and refunds are recognized when due and payable in accordance with the benefit terms. Investments are reported at fair value.

**CITY OF HILL COUNTRY VILLAGE, TEXAS**

**NOTES TO BASIC FINANCIAL STATEMENTS**

**September 30, 2018**

(1) Summary of significant accounting policies (continued)

Deferred outflows/inflows of resources (continued)

Other Postemployment Benefits

The fiduciary net position of the Texas Municipal Retirement System (TMRS) Supplemental Death Benefit Plan (SDBF) has been determined using the flow of economic resources measurement focus and full accrual basis of accounting. This includes for purposes of measuring the net other postemployment benefit (OPEB) liability, deferred outflows of resources, and deferred inflows of resources related to the net other postemployment benefits, OPEB expense, and information about assets liabilities and additions to/deductions from the TMRS OPEB's fiduciary net position. Benefit payments are recognized when due and payable in accordance with the benefit terms. Contributions are utilized to fund active member deaths on a pay-as-you-go basis; any excess contributions and investment income over payments then become net position available for benefits.

In addition to liabilities, the statement of financial position will sometimes report a separate section for deferred inflows of resources. This separate financial statement element, deferred inflows of resources, represents an acquisition of net position that applies to a future period(s) and so will not be recognized as an inflow of resources (revenue) until that time. The City has two items which arises under the modified accrual basis of accounting that qualifies for reporting in this category. Accordingly, the items, unavailable revenues, are reported only in the governmental funds balance sheet. The governmental funds report unavailable revenues from property taxes and municipal court warrants. These amounts are deferred and recognized as an inflow of resources in the period that the amounts become available.

Long-term obligations

In the government-wide financial statements, long-term debt and other long-term obligations are reported as a liability.

Fund balance

The City has implemented GASB Statement 54 "*Fund Balance Reporting and Governmental Fund Type Definitions.*" This statement provides more clearly defined fund balance categories to make the nature and extent of the constraints placed on a government's fund balance more transparent. The following classifications describe the relative strength of the spending constraints placed on the purposes for which resources can be used:

- Nonspendable fund balance – amounts that are not in a spendable form (such as prepaid expenditures) or are required to be maintained intact;
- Restricted fund balance – amounts constrained to specific purposes by their providers (such as grantors, bondholders, and higher levels of government), through constitutional provisions, or by enabling legislation;

**CITY OF HILL COUNTRY VILLAGE, TEXAS**  
**NOTES TO BASIC FINANCIAL STATEMENTS**

**September 30, 2018**

(1) Summary of significant accounting policies (continued)

Fund balance (continued)

- Committed fund balance – amounts constrained to specific purposes by a government itself, using its highest level of decision-making authority, to be reported as committed, amounts cannot be used for any other purpose unless the government takes the same highest level action to remove or change the constraint;
- Assigned fund balance – amounts a government intends to use for a specific purpose; intent can be expressed by the governing body or by an official or body to which the governing body delegates the authority;
- Unassigned fund balance – amounts that are available for any purpose, positive amounts are reported only in the general fund.

The City Council establishes (and modifies or rescinds) fund balance commitments by passage of an ordinance or resolution. Assigned fund balance is delegated by the City Council to the City Administrator.

Use of estimates

The preparation of financial statements in conformity with GAAP requires management to make estimates and assumptions that affect certain reported amounts and disclosures. Accordingly, actual results could differ from those estimates.

Change in accounting policy

During the fiscal year 2018, the City changed accounting policies related to the net other postemployment benefit (OPEB) liability, deferred outflows of resources, and deferred inflows of resources in the statement of net position by adopting GASB Statement No. 75 “*Accounting and Financial Reporting for Postemployment Benefits Other Than Pensions.*” Accordingly, the effect of the accounting change is reported on the statement of net position and the statement of activities for the current year.

**CITY OF HILL COUNTRY VILLAGE, TEXAS**

**NOTES TO BASIC FINANCIAL STATEMENTS**

**September 30, 2018**

(2) Deposits and investments

Deposits and investments

*Custodial Credit Risk – Deposits.* In the case of deposits, this is the risk that in the event of a bank failure, the District's deposits may not be returned to it. The City's investment policy requires funds on deposit at the depository bank to be collateralized. As of year end, checking and time deposits were entirely insured or collateralized with securities as provided by State laws and regulations and FDIC Insurance.

The City's policy requires deposits to be 102 percent (102%) secured by collateral less the amount of the Federal Deposit Insurance Corporation (FDIC) insurance. The City Council approves and designates a list of authorized depository institutions based on audited financial statements, proof of National Association of Security Dealers certification, and depository agreements provided by the financial institution.

During the year, the City's carrying amount of bank balance was \$2,041,316 and the bank balance was \$2,013,913.

*Custodial Credit Risk – Investments.* For an investment, this is the risk that, in the event of the failure of the counterparty, the City will not be able to recover the value of its investments or collateral securities that are in the possession of an outside party. All of the City's investments are held in external investment pools which are not subject to custodial credit risk. At year end, the City had \$624,649 invested in short-term pooled investments.

*Interest Rate Risk – Investments.* For an investment, this is the risk that changes in interest rates will adversely affect the fair value of an investment. Investments held for longer periods are subject to increased risk of adverse interest rate changes. The City's policy provides that investments are matched with anticipated cash flows. The policy also states that the City will generally not directly invest in securities with maturities more than one year from the date of purchase, although the City Administrator may elect to invest no more than 50% of excess funds in investments with maturities from 1 to 3 years.

*Fair Value Measurement – Investments.* Fair Value of the City's investments are measured by the City categorizes using the fair value hierarchy established by generally accepted accounting principles. The hierarchy is based on the valuation inputs used to measure the fair value of the asset. Level 1 inputs are quoted prices in the active markets for identical assets; Level 2 inputs are significant other observable inputs; Level 3 inputs are significant unobservable inputs. All of the City's investments carried at fair value are valued using quoted market prices (Level 1 inputs).

**CITY OF HILL COUNTRY VILLAGE, TEXAS**  
**NOTES TO BASIC FINANCIAL STATEMENTS**

**September 30, 2018**

(2) Deposits and investments (continued)

Public fund investment pools

Public funds investment pools in Texas (Pools) are established under the authority of the Inter-local Cooperation Act, Chapter 79 of the Texas Government Code, and are subject to the provisions of Public Funds Investment Act (the Act), Chapter 2256 of the Texas Government Code.

In addition to other provisions of the Act designed to promote liquidity and safety of principal, the Act Requires Pools to: (1) have an advisory board composed of participants in the pool and other persons who do not have a business relationship with the pool and are qualified to advise the pool; (2) maintain a continuous rating of no lower than AAA or AAA- or an equivalent rating by at least one nationally recognized rating service; and (3) maintain the market value of its underlying investment portfolio within one half of one percent of the value of its shares.

As of September 30, 2018, the City's investments are rated as to credit quality as follows:

Investment Type	Fair Value	Weighted Average Maturity (Years)	Rating
TexPool Investment Pool	\$ 164,728	0.10	AAA
Texas CLASS Investment Pool	<u>459,921</u>	0.10	AAA
Total	<u>\$ 624,649</u>	0.10	
Portfolio Weighted Average Maturity	0.10		

(3) Receivables

The following is a summary of the gross taxes receivable and the allowances for uncollectible taxes:

	Taxes	Allowance for Uncollectible Taxes	Net Taxes
Taxes:			
General fund	\$ 3,497	\$ 601	\$ 2,896
Road maintenance fund	<u>1,311</u>	<u>-</u>	<u>1,311</u>
Total taxes	<u>\$ 4,808</u>	<u>\$ 601</u>	<u>\$ 4,207</u>

**CITY OF HILL COUNTRY VILLAGE, TEXAS**

**NOTES TO BASIC FINANCIAL STATEMENTS**

**September 30, 2018**

**(3) Receivables (continued)**

Other receivables as of year end for the City's individual major funds, including the applicable allowances for uncollectible accounts, are as follows:

	General	Venue Tax	Total
Sales taxes	\$ 96,882	\$ -	\$ 96,882
Franchise fees	38,512	-	38,512
Municipal Court warrants	169,649	-	169,649
Other	<u>1,682</u>	<u>3,654</u>	<u>5,336</u>
Gross receivables	306,725	3,654	310,379
Less: allowance	<u>(84,825)</u>	<u>-</u>	<u>(84,825)</u>
 Net total receivables	 <u>\$ 221,900</u>	 <u>\$ 3,654</u>	 <u>\$ 225,554</u>

**(4) Capital assets**

	Beginning Balance	Increase	Decrease	Ending Balance
Governmental Activities:				
Capital assets, not being depreciated				
Land	\$ 829,875	\$ -	\$ -	\$ 829,875
Construction in progress	<u>42,811</u>	<u>10,000</u>	<u>42,811</u>	<u>10,000</u>
Total capital assets, not being depreciated	<u>872,686</u>	<u>10,000</u>	<u>42,811</u>	<u>839,875</u>
Capital assets, being depreciated				
Streets	3,307,142	-	-	3,307,142
Signs	35,224	-	-	35,224
Improvements other than buildings	32,617	-	-	32,617
Buildings	220,553	-	-	220,553
Furniture and fixtures	2,725	-	-	2,725
Automobiles	266,855	8,415	-	275,270
Software	35,449	-	-	35,449
Machinery and equipment	<u>120,479</u>	<u>8,792</u>	<u>-</u>	<u>129,271</u>
Total capital assets, being depreciated	<u>4,021,044</u>	<u>17,207</u>	<u>-</u>	<u>4,038,251</u>
Less: accumulated depreciation for				
Streets	1,428,268	165,357	-	1,593,625
Signs	27,281	1,761	-	29,042
Improvements other than buildings	32,617	-	-	32,617
Buildings	176,443	5,514	-	181,957
Furniture and fixtures	2,725	-	-	2,725
Automobiles	150,820	48,263	-	199,083
Software	35,449	-	-	35,449
Machinery and equipment	<u>59,176</u>	<u>10,330</u>	<u>-</u>	<u>69,506</u>
Total accumulated depreciation	<u>1,912,779</u>	<u>231,225</u>	<u>-</u>	<u>2,144,004</u>
Total capital assets, being depreciated - net	<u>2,108,265</u>	<u>(214,018)</u>	<u>-</u>	<u>1,894,247</u>
 Governmental activities capital assets - net	 <u>\$ 2,980,951</u>	 <u>\$ (204,018)</u>	 <u>\$ 42,811</u>	 <u>\$ 2,734,122</u>

**CITY OF HILL COUNTRY VILLAGE, TEXAS**  
**NOTES TO BASIC FINANCIAL STATEMENTS**  
**September 30, 2018**

(4) Capital assets (continued)

Depreciation expense was charged to functions/programs of the primary government as follows:

Governmental Activities		
General and administrative	\$	51,723
Public works		124,170
Police department		<u>55,332</u>
 Total depreciation expense - governmental activities	 \$	 <u>231,225</u>

(5) Interfund balances and transfers

In the fund financial statements, interfund balances are the result of normal transactions and will be liquidated in the subsequent fiscal year.

The composition of interfund balances as of September 30, 2018, is as follows:

<u>Receivable Fund</u>	<u>Payable Fund</u>	<u>Amount</u>
Road Maintenance Fund	General Fund	<u>\$ 11,785</u>

The composition of interfund transfers during the year ended September 30, 2018 are as follows:

<u>Transfer In</u>	<u>Transfer Out</u>	<u>Amount</u>
Vehicle Replacement Fund	General Fund	<u>\$ 35,500</u>

**CITY OF HILL COUNTRY VILLAGE, TEXAS**

**NOTES TO BASIC FINANCIAL STATEMENTS**

**September 30, 2018**

**(6) Long-term debt**

The City had the following changes in long-term debt outstanding for the year ended September 30, 2018:

	<u>Original Amount</u>	<u>Interest Rates</u>	<u>Balance Outstanding October 1, 2017</u>	<u>Issued</u>	<u>Retired</u>	<u>Balance Outstanding September 30, 2018</u>	<u>Amounts Due in One Year</u>
Governmental Activities:							
General Obligation Refunding							
Bonds, Series 2014	\$ 868,000	0.65-1.5%	\$ 433,000	\$ -	\$ 142,000	\$ 291,000	\$ 146,000
Total governmental activities			<u>\$ 433,000</u>	<u>\$ -</u>	<u>\$ 142,000</u>	<u>\$ 291,000</u>	<u>\$ 146,000</u>

Annual debt service requirements as of September 30, 2018, are as follows:

<u>Fiscal Year Ending September 30,</u>	<u>Governmental Activities</u>		
	<u>Principal</u>	<u>Interest</u>	<u>Total</u>
2019	\$ 146,000	\$ 3,008	\$ 149,008
2020	<u>145,000</u>	<u>1,015</u>	<u>146,015</u>
	<u>\$ 291,000</u>	<u>\$ 4,023</u>	<u>\$ 295,023</u>

**Redemption**

Bonded debt of the City consists of one (1) series of general obligation bonds. General obligation bonds are direct obligations of the City for which its full faith and credit are pledged, and are payable from taxes levied on all taxable property located within the City. The bonds stated to mature on and after January 1, 2015, are subject to redemption prior to stated maturity, at the option of the City, on January 1, 2014, or any date thereafter, in whole, in principal amounts of \$5,000 or any integral multiple thereof, at the redemption price of par plus accrued interest to the date of redemption.

**(7) Retirement plan**

**Plan description**

The City participates as one of 872 plans in the nontraditional, joint contributory, hybrid defined benefit pension plan administered by the Texas Municipal Retirement System (TMRS). TMRS is an agency created by the State of Texas and administered in accordance with the TMRS Act, Subtitle G, Title 8, Texas Government Code (the TMRS Act) as an agent multiple-employer retirement system for municipal employees in the State of Texas. The TMRS Act places the general administration and management of the System with a six-member Board of Trustees. Although the Governor, with the advice and consent of the Senate, appoints the Board, TMRS is not fiscally dependent on the State of Texas. TMRS's defined benefit pension plan is a tax-qualified plan under Section 401 (a) of the Internal Revenue Code. TMRS issues a publicly available comprehensive annual financial report (CAFR) that can be obtained at [www.tmr.com](http://www.tmr.com).

All eligible employees of the city are required to participate in TMRS.



**CITY OF HILL COUNTRY VILLAGE, TEXAS**

**NOTES TO BASIC FINANCIAL STATEMENTS**

**September 30, 2018**

(7) Retirement plan (continued)

Benefits provided

TMRS provides retirement, disability, and death benefits. Benefit provisions are adopted by the governing body of the City, within the options available in the state statutes governing TMRS.

At retirement, the benefit is calculated as if the sum of the employee's contributions, with interest, and the City-financed monetary credits with interest were used to purchase an annuity. Members may choose to receive their retirement benefit in one of seven payments options. Members may also choose to receive a portion of their benefit as a Partial Lump Sum Distribution in an amount equal to 12, 24, or 36 monthly payments, which cannot exceed 75% of the member's deposits and interest.

The plan provisions are adopted by the governing body of the City, within the options available in the state statutes governing TMRS. Members are eligible to retire at age sixty (60) and above with five (5) or more years of service or with twenty-five (25) years of service regardless of age. A member is vested after five (5) years. The contribution rate for the employees is 5%, and the City matching percent is currently 2 to 1.

Employees Covered by Benefit Terms

At the December 31, 2017 valuation and measurement date, the following employees were covered by the benefit terms:

Inactive employees or beneficiaries currently receiving benefits	4
Inactive employees entitled to but not yet receiving benefits	20
Active employees	<u>15</u>
	<u>39</u>

Contributions

The contribution rates for employees in TMRS are either 5%, 6%, or 7% of employee gross earnings, and the City matching percentages are either 100%, 150%, or 200%, both as adopted by the governing body of the City. Under the state law governing TMRS, the contribution rate for each city is determined annually by the actuary, using the Entry Age Normal (EAN) actuarial cost method. The actuarially determined rate is the estimated amount necessary to finance the cost of benefits earned by employees during the year, with an additional amount to finance any unfunded accrued liability.

Employees for the City were required to contribute 5% of their annual gross earnings during the fiscal year. The contribution rates for the City were 3.95% and 3.72% for calendar years 2017 and 2018 respectively. The City's contributions to TMRS for the year ended September 30, 2018 were \$31,419, and were equal to the required contributions.

Net pension asset

The City's net pension asset was measured as of December 31, 2017, and the total pension liability used to calculate the net pension asset was determined by an actuarial valuation as of that date.

**CITY OF HILL COUNTRY VILLAGE, TEXAS**

**NOTES TO BASIC FINANCIAL STATEMENTS**

**September 30, 2018**

(7) Retirement plan (continued)

Net pension asset (continued)

Actuarial assumptions:

The total pension asset in the December 31, 2017 actuarial valuation was determined using the following actuarial assumptions:

Inflation	2.5% per year
Overall payroll growth	3.0% per year
Investment rate of return	6.75%, net of pension plan investment expense, including inflation

Salary increases were based on a service-related table. Mortality rates for active members, retirees, and beneficiaries were based on the gender-distinct RP2000 Combined Healthy Mortality Table, with male rates multiplied by 109% and female rates multiplied by 103%. In addition, smaller city methodologies were used by lower termination rates, with a maximum multiplier of 115% for employers. The rates are projected on a fully generational basis by scale BB to account for future mortality improvements. For disabled annuitants, the gender-distinct RP2000 Combined Healthy Mortality Table with Blue Collar Adjustments are used with males rates multiplied by 109% and female rates multiplied by 103% with a 3 year set-forward for both male and females. In addition, a 3% minimum mortality rate is applied to reflect the impairment for younger members who become disabled. The rates are projected on a fully generational basis by scale BB to account for future mortality improvements subject to the 3% floor.

Actuarial assumptions used in the December 31, 2017, valuation were based on the results of actuarial experience studies. The experience study in TMRS was for the period December 31, 2010 through December 31, 2014. Healthy post-retirement mortality rates and annuity purchase rates were updated based on a Mortality Experience Investigation Study covering 2009 through 2011, and dated December 31, 2013. These assumptions were first used in the December 31, 2013 valuation, along with a change to the Entry Age Normal (EAN) actuarial cost method. Assumptions are reviewed annually. Plan assets are managed on a total return basis with an emphasis on both capital appreciation as well as the production of income, in order to satisfy the short-term and long-term funding needs of TMRS.

The long-term expected rate of return on pension plan investments was determined using a building-block method in which best estimate ranges of expected future real rates of return (expected returns, net of pension plan investment expense and inflation) are developed for each major asset class. These ranges are combined to produce the long-term expected rate of return by weighting the expected future real rates of return by the target asset allocation percentage and by adding expected inflation. In determining their best estimate of a recommended investment return assumption under the various alternative asset allocation portfolios, GRS focused on the area between (1) arithmetic mean (aggressive) without an adjustment for time (conservative) and (2) the geometric mean (conservative) with an adjustment for time (aggressive).

**CITY OF HILL COUNTRY VILLAGE, TEXAS**  
**NOTES TO BASIC FINANCIAL STATEMENTS**  
**September 30, 2018**

(7) Retirement plan (continued)

Net pension asset (continued)

The target allocation and best estimates of arithmetic real rates of return for each major asset class are summarized in the following table:

<u>Asset Class</u>	<u>Target Allocation</u>	<u>Rate of Return (Arithmetic)</u>
Domestic Equity	17.5%	4.55%
International Equity	17.5%	6.35%
Core Fixed Income	10.0%	1.00%
Non-Core Fixed Income	20.0%	4.15%
Real Return	10.0%	4.15%
Real Estate	10.0%	4.75%
Absolute Return	10.0%	4.00%
Private Equity	5.0%	7.75%
Total	<u>100.0%</u>	

Discount rate:

The discount rate used to measure the total pension asset was 6.75%. The projection of cash flows used to determine the discount rate assumed that employee and employer contributions will be made at the rates specified in statute. Based on that assumption, the pension plan's fiduciary net position was projected to be available to make all projected future benefit payments of current active and inactive employees. Therefore, the long-term expected rate of return on pension plan investments was applied to all periods of projected benefit payments to determine the total pension asset.

**CITY OF HILL COUNTRY VILLAGE, TEXAS**

**NOTES TO BASIC FINANCIAL STATEMENTS**

**September 30, 2018**

(7) Retirement plan (continued)

Net pension asset (continued)

Changes in the net pension liability (asset):

	Total Pension Liability (a)	Increase (Decrease) Plan Fiduciary Net Position (b)	Net Pension Liability (Asset) (a) - (b)
Balance at December 31, 2016	\$ 1,690,942	\$ 1,721,501	\$ (30,559)
Changes for the year:			
Service cost	73,449	-	73,449
Interest	115,762	-	115,762
Change of benefit terms	-	-	-
Difference between expected and actual experience	719	-	719
Changes of assumptions	-	-	-
Contributions - employer	-	31,297	(31,297)
Contributions - employee	-	39,617	(39,617)
Net investment income	-	238,713	(238,713)
Benefit payments, including refunds of employee contributions	(25,355)	(25,355)	-
Administrative expense	-	(1,237)	1,237
Other changes	-	(62)	62
Net changes	<u>164,575</u>	<u>282,973</u>	<u>(118,398)</u>
Balance at December 31, 2017	<u>\$ 1,855,517</u>	<u>\$ 2,004,474</u>	<u>\$ (148,957)</u>

Sensitivity of the net pension asset to changes in the discount rate

The following presents the net pension asset of the City, calculated using the discount rate of 6.75%, as well as what the City's net pension asset would be if it were calculated using a discount rate that is 1-percentage-point lower (5.75%) or 1-percentage-point higher (7.75%) than the current rate:

	1% Decrease in Discount Rate (5.75%)	Discount Rate (6.75%)	1% Increase in Discount Rate (7.75%)
City's net pension (asset) liability	\$ 149,714	\$ (148,957)	\$ (391,165)

Pension plan fiduciary net position

Detailed information about the pension plan's fiduciary net position is available in a separately-issued TMRS financial report. That report may be obtained on the Internet at [www.tmr.com](http://www.tmr.com).

**CITY OF HILL COUNTRY VILLAGE, TEXAS**

**NOTES TO BASIC FINANCIAL STATEMENTS**

**September 30, 2018**

(7) Retirement plan (continued)

Pension expense and deferred outflows of resources and deferred inflows of resources related to pensions

For the year ended September 30, 2018, the City recognized pension expense of \$14,985.

At September 30, 2018, the City reported deferred outflows of resources and deferred inflows of resources related to pensions from the following sources:

	<u>Deferred Outflows of Resources</u>	<u>Deferred Inflows of Resources</u>
Difference between expected and actual economic experience	\$ 525	\$ 34,038
Changes in actuarial assumptions	16,977	-
Difference between projected and actual investment earnings	47,192	98,114
Contributions subsequent to the measurement date	<u>23,782</u>	<u>-</u>
Total	<u>\$ 88,476</u>	<u>\$ 132,152</u>

The City reported \$23,782 as deferred outflows of resources related to pensions resulting from contributions subsequent to the measurement date will be recognized as a reduction of the net pension asset for the year ending September 30, 2018. Other amounts reported as deferred outflows and inflows of resources related to pensions will be recognized in pension expense as follows:

<u>Plan Year December 31,</u>	<u>Amortization Expense</u>
2018	\$ (12,399)
2019	(6,083)
2020	(24,472)
2021	(24,504)
2022	-
Thereafter	<u>-</u>
Total	<u>\$ (67,458)</u>

(8) Other postemployment benefits (OPEB) plan

Plan description

The City also participates in the cost sharing multiple-employer defined benefit group-term life insurance plan operated by TMRS known as the Supplemental Death Benefits Fund (SDBF). The City elected, by ordinance, to provide group-term life insurance coverage to both current and retired employees. The City may terminate coverage under and discontinue participation in the SDBF by adopting an ordinance before November 1 of any year to be effective the following January 1.

**CITY OF HILL COUNTRY VILLAGE, TEXAS**  
**NOTES TO BASIC FINANCIAL STATEMENTS**

**September 30, 2018**

(8) Other postemployment benefits (OPEB) plan (continued)

Benefits provided

The death benefit for active employees provides a lump-sum payment approximately equal to the employee's annual salary (calculated based on the employee's actual earnings, for the 12-month period preceding the month of death); retired employees are insured for \$7,500; this coverage is an "other postemployment benefit" or OPEB. As the SDBF covers both active and retiree participants, with no segregation of assets, the SDBF is considered to be an unfunded OPEB plan (i.e. no assets are accumulated).

Contributions

The City contributes to the SDBF at a contractually required rate as determined by an annual actuarial valuation. The rate is equal to the cost of providing one-year term life insurance. The funding policy for the SDBF program is to assure that adequate resources are available to meet all death benefit payments for the upcoming year; the intent is not to pre-fund retiree term life insurance during employees' entire careers.

The contribution rate for the City was 0.12% for both calendar years 2017 and 2018. The City's contributions to TMRS for the year ended September 30, 2018 were \$999, and were equal to the required contributions.

Employees Covered by Benefit Terms

At the December 31, 2017 valuation and measurement date, the following employees were covered by the benefit terms:

Inactive employees or beneficiaries currently receiving benefits	2
Inactive employees entitled to but not yet receiving benefits	4
Active employees	<u>15</u>
	<u>21</u>

Net OPEB liability

The City's total OPEB liability of \$24,951 was measured as of December 31, 2017, and was determined by an actuarial valuation as of that date.

**CITY OF HILL COUNTRY VILLAGE, TEXAS**  
**NOTES TO BASIC FINANCIAL STATEMENTS**

**September 30, 2018**

(8) Other postemployment benefits (OPEB) plan (continued)

Actuarial assumptions:

The total OPEB liability in the December 31, 2017 actuarial valuation was determined using the following actuarial assumptions and other inputs, applied to all periods included in the measurement, unless otherwise specified:

Inflation	2.5%
Salary increases	3.50% to 10.5% including inflation
Discount rate *	3.31%
Retirees' share of benefit-related costs	\$0
Administrative expenses	All administrative expenses are paid through the Pension Trust and accounted for under reporting requirements under GASB Statement No. 68.
Mortality rates - service retirees	RP2000 Combined Mortality Table with Blue Collar Adjustment with males rates multiplied by 109% and females rates multiplied by 103% and projected on a fully generational basis with scale BB.
Mortality rates - disabled retirees	RP2000 Combined Mortality Table with Blue Collar Adjustment with males rates multiplied by 109% and females rates multiplied by 103% with a 3 year set-forward for both male and females. The rates are projected on a fully generational basis with scale BB to account for future mortality improvements subject to the 3% floor.

\* The discount rate was based on the Fidelity Index's "20-Year Municipal GO AA Index" rate as of December 31, 2017

The actuarial assumptions used in the December 31, 2017 valuation were based on the results of an actuarial experience study for the period December 31, 2010 to December 31, 2014.

**CITY OF HILL COUNTRY VILLAGE, TEXAS**  
**NOTES TO BASIC FINANCIAL STATEMENTS**  
**September 30, 2018**

(8) Other postemployment benefits (OPEB) plan (continued)

Changes in the Total OPEB liability:

Balance at December 31, 2016	\$	19,855
Changes for the year:		
Service cost		1,268
Interest on the total OPEB liability		774
Changes of benefit terms		-
Difference between expected and actual experience		-
Change of assumptions		3,054
Benefit payments		<u>-</u>
Net changes		<u>5,096</u>
Balance at December 31, 2017	\$	<u>24,951</u>

Sensitivity of the total OPEB liability to changes in the discount rate:

The following presents the total OPEB liability of the City, calculated using the discount rate of 3.31%, as well as what the City's net pension asset would be if it were calculated using a discount rate that is 1-percentage-point lower (2.31%) or 1-percentage-point higher (4.31%) than the current rate:

	<u>1% Decrease in</u> <u>Discount Rate (2.31%)</u>	<u>Discount Rate (3.31%)</u>	<u>1% Increase in</u> <u>Discount Rate (4.31%)</u>
City's net OPEB liability	\$ 33,282	\$ 24,951	\$ 18,962

OPEB expense and deferred outflows of resources and deferred inflows of resources related to OPEB:

For the year ended September 30, 2018, the City recognized OPEB expense of \$2,481.



**CITY OF HILL COUNTRY VILLAGE, TEXAS**  
**NOTES TO BASIC FINANCIAL STATEMENTS**

**September 30, 2018**

(8) Other postemployment benefits (OPEB) plan (continued)

At September 30, 2018, the City reported deferred outflows of resources and deferred inflows of resources related to OPEB from the following sources:

	Deferred Outflows of Resources	Deferred Inflows of Resources
Difference between expected and actual economic experience	\$ -	\$ -
Changes in actuarial assumptions	2,615	-
Difference between projected and actual investment earnings	-	-
Contributions subsequent to the measurement date	767	-
Total	\$ 3,382	\$ -

Amount reported as deferred outflows of resources and deferred inflows of resources related to OPEB will be recognized in OPEB expense as follows:

Plan Year December 31,	Amortization Expense
2018	\$ 439
2019	439
2020	439
2021	439
2022	439
Thereafter	420
Total	\$ 2,615

(9) Risk management

The City is exposed to various risks of loss related to torts; theft of, damage to, and destruction of assets; errors and omissions; and natural disasters. The City contracts with the Texas Municipal League Intergovernmental Risk Pool, a public entity risk pool currently operating as a common risk management and insurance program providing insurance coverage in the following areas: general liability, automobile liability and physical damage, worker's compensation, real and personal property, and errors and omissions liability. The agreement for formation of the Texas Municipal League Intergovernmental Risk Pool provides that the pool will be self-sustaining through member premiums and will be adjusted annually through an experience modifier.

There were no reductions in insurance coverage from the prior year. Settled claims have not exceeded coverage for each of the past three (3) years.

**CITY OF HILL COUNTRY VILLAGE, TEXAS**

**NOTES TO BASIC FINANCIAL STATEMENTS**

**September 30, 2018**

(9) Risk management (continued)

The pooling agreement requires the pool to be self-sustaining. It is not possible to estimate the amount of any losses for which the City might be liable. The Texas Municipal League Intergovernmental Risk Pool has published its own financial report for the year ended September 30, 2018, which can be obtained from the Texas Municipal League.

(10) Restatement of beginning net position

During fiscal year 2018, the City adopted GASB Statement No. 75, "*Accounting and Financial Reporting for Postemployment Benefits Other Than Pensions*." With the adoption of this standard, the City must assume their Net Other Post Employment Benefit Liability related to the Supplemental Death Benefit Fund held with TMRS and requires a restatement of beginning net position in the amount of \$19,136. In addition, the City had items previously recognized as construction in progress for City Hall improvements that management does not foresee to be completed to the amount of \$37,507. The restated net position for the Governmental Activities is \$4,795,066.

**REQUIRED SUPPLEMENTARY INFORMATION**

(This page is intentionally left blank)

**CITY OF HILL COUNTRY VILLAGE, TEXAS**

**GENERAL FUND  
SCHEDULE OF REVENUE, EXPENDITURES, AND CHANGES IN  
FUND BALANCE - BUDGET TO ACTUAL**

**Year ended September 30, 2018**

	Budgeted Amounts		Actual	Variance with Final Budget Positive (Negative)
	Original	Final		
Revenue:				
Sales tax	\$ 880,000	\$ 880,000	\$ 828,553	\$ (51,447)
Ad valorem Tax	321,993	321,993	316,375	(5,618)
Liquor tax	13,000	13,000	13,138	138
Interest income	3,000	3,000	9,074	6,074
Franchise fees	164,500	164,500	163,689	(811)
Municipal court revenue	170,000	170,000	194,970	24,970
Sewer use fees	76,000	76,000	85,482	9,482
Permits	64,000	64,000	113,100	49,100
Miscellaneous income:	10,650	10,650	6,545	(4,105)
Contribution-Economic Development Corporation	<u>10,000</u>	<u>10,000</u>	<u>10,000</u>	<u>-</u>
Total revenue	<u>1,713,143</u>	<u>1,713,143</u>	<u>1,740,926</u>	<u>27,783</u>
Expenditures:				
General and administrative:				
Personnel services	178,911	178,911	182,175	(3,264)
Travel, training and professional dues	3,870	3,870	2,616	1,254
Operational costs	155,365	155,365	259,363	(103,998)
Supplies and materials	10,475	10,475	11,178	(703)
Capital outlay	<u>80,000</u>	<u>80,000</u>	<u>10,000</u>	<u>70,000</u>
Total general and administrative	<u>428,621</u>	<u>428,621</u>	<u>465,332</u>	<u>(36,711)</u>
Fire department services	<u>235,000</u>	<u>235,000</u>	<u>235,000</u>	<u>-</u>
Police:				
Personnel services	856,779	856,779	821,717	35,062
Travel, training and professional dues	5,565	5,565	5,424	141
Operational costs	31,507	31,507	31,457	50
Supplies and materials	42,700	42,700	42,850	(150)
Capital Outlay	<u>-</u>	<u>-</u>	<u>3,818</u>	<u>(3,818)</u>
Total police	<u>936,551</u>	<u>936,551</u>	<u>905,266</u>	<u>31,285</u>

**CITY OF HILL COUNTRY VILLAGE, TEXAS**

**GENERAL FUND  
SCHEDULE OF REVENUE, EXPENDITURES, AND CHANGES IN  
FUND BALANCE - BUDGET TO ACTUAL (CONTINUED)**

**Year ended September 30, 2018**

	Budgeted Amounts		Actual	Variance with Final Budget Positive (Negative)
	Original	Final		
Expenditures (continued):				
Public Works:				
Personnel services	\$ 50,972	\$ 50,972	\$ 52,395	\$ (1,423)
Operational costs	10,575	10,575	10,358	217
Supplies and materials	<u>12,400</u>	<u>12,400</u>	<u>13,269</u>	<u>(869)</u>
Total public works	<u>73,947</u>	<u>73,947</u>	<u>76,022</u>	<u>(2,075)</u>
Total expenditures	<u>1,674,119</u>	<u>1,674,119</u>	<u>1,681,620</u>	<u>(7,501)</u>
Excess (deficiency) of revenue over (under) expenditures	39,024	39,024	59,306	20,282
Other Financing Sources (Uses):				
Vehicle replacement fund	<u>(35,500)</u>	<u>(35,500)</u>	<u>(35,500)</u>	<u>-</u>
Total other financing sources (uses)	<u>(35,500)</u>	<u>(35,500)</u>	<u>(35,500)</u>	<u>-</u>
Net change in fund balance	<u>\$ 3,524</u>	<u>\$ 3,524</u>	23,806	<u>\$ 20,282</u>
Fund balance at October 1, 2017			<u>1,410,948</u>	
Fund balance at September 30, 2018			<u>\$ 1,434,754</u>	

**CITY OF HILL COUNTRY VILLAGE, TEXAS**  
**ROAD MAINTENANCE SPECIAL REVENUE FUND**  
**SCHEDULE OF REVENUE, EXPENDITURES, AND CHANGES IN**  
**FUND BALANCE – BUDGET TO ACTUAL**

**Year ended September 30, 2018**

	Budgeted Amounts		Actual	Variance with Final Budget Positive (Negative)
	Original	Final		
Revenue:				
Sales taxes	\$ 148,250	\$ 148,250	\$ 138,093	\$ (10,157)
Property tax	169,470	169,470	166,677	(2,793)
Interest income	600	600	940	340
Total revenue	318,320	318,320	305,710	(12,610)
Expenditures:				
Street maintenance	-	-	-	-
Total expenditures	-	-	-	-
Excess (deficiency) of revenue over (under) expenditures	318,320	318,320	305,710	(12,610)
Other Financing Sources (Uses):				
Transfer out - Capital Projects Fund	-	-	-	-
Net change in fund balance	\$ 318,320	\$ 318,320	305,710	\$ (12,610)
Fund balance at October 1, 2017			510,552	
Fund balance at September 30, 2018			\$ 816,262	

**CITY OF HILL COUNTRY VILLAGE, TEXAS**

**SCHEDULE OF CHANGES IN NET PENSION LIABILITY (ASSET)  
AND RELATED RATIOS – TEXAS MUNICIPAL RETIREMENT SYSTEM**

**\*Last 10 fiscal years**

	2015	2016	2017	2018
<b>Total Pension Liability (Asset):</b>				
Service cost	\$ 60,464	\$ 63,156	\$ 68,864	\$ 73,449
Interest on the total pension liability (asset)	99,920	101,728	106,657	115,762
Changes of benefit terms	-	-	-	-
Difference between expected and actual experience	(84,828)	(54,991)	(14,717)	719
Change of assumptions	-	60,138	-	-
Benefit payments, including refunds of employee contributions	<u>(41,157)</u>	<u>(60,986)</u>	<u>(31,075)</u>	<u>(25,355)</u>
Net change in total pension liability (asset)	34,399	109,045	129,729	164,575
Total pension liability - beginning	<u>1,417,769</u>	<u>1,452,168</u>	<u>1,561,213</u>	<u>1,690,942</u>
Total pension liability - ending (a)	<u>\$ 1,452,168</u>	<u>\$ 1,561,213</u>	<u>\$ 1,690,942</u>	<u>\$ 1,855,517</u>
<b>Plan Fiduciary Net Position:</b>				
Contributions - employer	\$ 21,938	\$ 28,070	\$ 22,857	\$ 31,297
Contributions - employee	34,716	36,172	36,397	39,617
Net investment income	84,886	2,336	107,316	238,713
Benefit payments, including refunds of employee contributions	<u>(41,157)</u>	<u>(60,986)</u>	<u>(31,075)</u>	<u>(25,355)</u>
Administrative expense	(886)	(1,423)	(1,211)	(1,237)
Other	<u>(73)</u>	<u>(70)</u>	<u>(65)</u>	<u>(62)</u>
Net change in plan fiduciary net position	99,424	4,099	134,219	282,973
Plan fiduciary net position - beginning	<u>1,483,759</u>	<u>1,583,183</u>	<u>1,587,282</u>	<u>1,721,501</u>
Plan fiduciary net position - ending (b)	<u>\$ 1,583,183</u>	<u>\$ 1,587,282</u>	<u>\$ 1,721,501</u>	<u>\$ 2,004,474</u>
Net pension liability (asset) (a) - (b)	<u>\$ (131,015)</u>	<u>\$ (26,069)</u>	<u>\$ (30,559)</u>	<u>\$ (148,957)</u>
Plan fiduciary net position as a percentage of total pension liability (asset)	109.02%	101.67%	101.81%	108.03%
Covered employee payroll	694,325	723,461	727,941	792,334
Net pension liability (asset) as a percentage of total covered employee payroll	(18.87%)	(3.60%)	(4.20%)	(18.80%)

\*GASB 68 requires 10 fiscal years of data to be provided in this schedule. This is the fourth year of implementation of GASB 68. The City will develop the schedule prospectively.



**CITY OF HILL COUNTRY VILLAGE, TEXAS**  
**SCHEDULE OF CONTRIBUTIONS – TMRS PENSION**

**\*Last 10 fiscal years**

	<u>2015</u>	<u>2016</u>	<u>2017</u>	<u>2018</u>
Actuarially determined contributions	\$ 26,527	\$ 24,768	\$ 30,391	\$ 32,418
Contributions in relation to the actuarially determined contributions	<u>26,527</u>	<u>24,768</u>	<u>30,391</u>	<u>32,418</u>
Contribution deficiency (excess)	<u>\$ -</u>	<u>\$ -</u>	<u>\$ -</u>	<u>\$ -</u>
Covered employee payroll	<u>\$ 718,523</u>	<u>\$ 742,117</u>	<u>\$ 782,830</u>	<u>\$ 832,640</u>
Contributions as a percentage of covered employee payroll	3.69%	3.34%	3.88%	3.89%

\*GASB 68 requires 10 fiscal years of data to be provided in this schedule. This is the fourth year of implementation of GASB 68. The City will develop the schedule prospectively.

**CITY OF HILL COUNTRY VILLAGE, TEXAS**  
**SCHEDULE OF CONTRIBUTIONS – TMRS OPEB**

**\*Last 10 fiscal years**

		2018
Total OPEB Liability		
Service cost	\$	1,268
Interest on the total OPEB liability		774
Changes of benefit terms		-
Difference between expected and actual experience		-
Change of assumptions		3,054
Benefit payments		-
Net change in total pension liability (asset)		5,096
Total OPEB liability - beginning		19,855
Total OPEB liability - ending	\$	24,951
Covered-employee payroll	\$	792,334
Total OPEB liability as a percentage of covered-employee payroll		3.15%

\*GASB 75 requires 10 fiscal years of data to be provided in this schedule. This is the first year of implementation of GASB 75. The City will develop the schedule prospectively.

**CITY OF HILL COUNTRY VILLAGE, TEXAS**  
**SCHEDULE OF CONTRIBUTIONS – TMRS OPEB**

**\*Last 10 fiscal years**

	2018
Actuarially determined contributions	\$ 1,000
Contributions in relation to the actuarially determined contributions	1,000
Contribution deficiency (excess)	\$ -
Covered employee payroll	\$ 832,640
Contributions as a percentage of covered employee payroll	0.12%

\*GASB 75 requires 10 fiscal years of data to be provided in this schedule. This is the first year of implementation of GASB 75. The City will develop the schedule prospectively.

**CITY OF HILL COUNTRY VILLAGE, TEXAS**  
**NOTES TO REQUIRED SUPPLEMENTARY INFORMATION**

**September 30, 2018**

(1) Budgetary information

The budgets for the general fund, grant fund, and road maintenance fund are adopted on a basis consistent with generally accepted accounting principles. Annual appropriations lapse at fiscal year end.

The original budgets for the general fund, and road maintenance fund are adopted by the City Council by September 30. Budgetary preparation and control is exercised at the department level. The City Administrator is authorized to transfer budget amounts between line items within a department; however, any transfer or supplemental appropriation that amends the total expenditures of a department or total budget requires City Council approval. Both the original and final budgets are included.

(2) Schedule of contributions

Valuation Date:

Actuarially determined contribution rates are calculated as of December 31 and become effective in January 13 months later.

Methods and Assumptions used to Determine Contribution Rates:

Actuarial cost method	Entry age normal
Amortization method	Level percentage of payroll, closed
Remaining amortization period	25 years
Asset valuation method	10 year smoothed market, 15% soft corridor
Inflation	2.5%
Salary increases	3.5% to 10.5% including inflation
Investment rate of return	6.75%
Retirement Age	Experience-based table of rates that are specific to the City's plan of benefits. Last updated for the 2015 valuation pursuant to an experience study of the period 2010 - 2014.
Mortality	RP2000 Combined Mortality Table with Blue Collar Adjustment with male rates multiplied by 109% and female rates multiplied by 103% and projected on a fully generational basis with scale BB

Other Information:

There were no benefit changes during the year.

**COMBINING AND INDIVIDUAL FUND  
STATEMENTS AND SCHEDULES**

(This page is intentionally left blank)

## CITY OF HILL COUNTRY VILLAGE, TEXAS

### NONMAJOR GOVERNMENTAL FUNDS

Nonmajor governmental funds are used to account for the proceeds of specific revenue sources that are legally restricted to expend for specified purposes and to provide funds for capital asset purchases, respectively.

#### **Special Revenue Funds:**

Security fund – Accounts for specific proceeds from municipal court revenue and is to be used for security upgrades benefiting the City’s court system.

Technology fund – Accounts for specific proceeds from municipal court revenue and is to be used for technological upgrades benefiting the City’s court system.

Venue tax fund – Accounts for proceeds from the City’s venue (motor vehicle rental) tax and is to be used for assisting the general fund in purchasing fire department services from a neighboring city.

Grant fund - Accounts for the proceeds from various grant programs the City has applied for to be used strictly for purposes outlined in the grants.

Judicial efficiency fund - Accounts for specific proceeds from municipal court revenue and is to be used for upgrades benefiting the City’s court system.

#### **Debt Service Fund:**

Debt service fund – Accounts for payments for principal and interest and other fees supporting payment of the City’s bond. Revenues for this fund come through a transfer from the Economic Development Corporation, which is funded by sales taxes, and the general fund.

#### **Capital Project Fund:**

Capital projects fund - Accounts for proceeds from investment interest along with transfers from the other funds to be used for the acquisition and construction of major capital facilities.

Vehicle replacement fund – Accounts for proceeds from investment interest along with transfers from the general fund to be used to replace certain capital assets such as vehicles and computers.

**CITY OF HILL COUNTRY VILLAGE, TEXAS**

**COMBINING BALANCE SHEET  
NONMAJOR GOVERNMENTAL FUNDS**

**September 30, 2018**

	Special Revenue Funds					Capital Projects Fund		Total Nonmajor Governmental Funds	
	Security Fund	Technology Fund	Venue Tax Fund	Grant Fund	Judicial Efficiency Fund	Debt Service	Capital Projects Fund		Vehicle Replacement Fund
<b>Assets:</b>									
Cash and cash equivalents	\$ 10,546	\$ 12,105	\$ 74,718	\$ 6,343	\$ 310	\$ 17	\$ 27,738	\$ 143,115	\$ 274,892
Accounts Receivable	-	-	3,654	-	-	-	-	-	3,654
Due from other funds	-	-	-	-	-	-	-	-	-
<b>Total assets</b>	<u>\$ 10,546</u>	<u>\$ 12,105</u>	<u>\$ 78,372</u>	<u>\$ 6,343</u>	<u>\$ 310</u>	<u>\$ 17</u>	<u>\$ 27,738</u>	<u>\$ 143,115</u>	<u>\$ 278,546</u>
<b>Liabilities:</b>									
Accounts payable	\$ -	\$ -	\$ -	\$ -	\$ -	\$ -	\$ -	\$ -	\$ -
<b>Fund Balances:</b>									
Restricted for:									
Court security	10,546	-	-	-	-	-	-	-	10,546
Court technology	-	12,105	-	-	-	-	-	-	12,105
Venue	-	-	78,372	-	-	-	-	-	78,372
Grants	-	-	-	-	-	-	-	-	-
Judicial efficiency	-	-	-	-	310	-	-	-	310
Committed for:									
Vehicle replacement	-	-	-	-	-	-	-	143,115	143,115
Capital Projects	-	-	-	-	-	-	27,738	-	27,738
Unassigned	-	-	-	6,343	-	17	-	-	6,360
<b>Total fund balances</b>	<u>10,546</u>	<u>12,105</u>	<u>78,372</u>	<u>6,343</u>	<u>310</u>	<u>17</u>	<u>27,738</u>	<u>143,115</u>	<u>278,546</u>
<b>Total liabilities and fund balances</b>	<u>\$ 10,546</u>	<u>\$ 12,105</u>	<u>\$ 78,372</u>	<u>\$ 6,343</u>	<u>\$ 310</u>	<u>\$ 17</u>	<u>\$ 27,738</u>	<u>143,115</u>	<u>\$ 278,546</u>



**CITY OF HILL COUNTRY VILLAGE, TEXAS**

**COMBINING STATEMENT OF REVENUE, EXPENDITURES, AND  
CHANGES IN FUND BALANCES  
NONMAJOR GOVERNMENTAL FUNDS**

**Year ended September 30, 2018**

	Special Revenue Funds						Capital Projects Fund		Total Nonmajor Governmental Funds
	Security Fund	Technology Fund	Venue Tax Fund	Grant Fund	Judicial Efficiency Fund	Debt Service	Capital Projects Fund	Vehicle Replacement Fund	
<b>Revenue:</b>									
Taxes	\$ -	\$ -	\$ 48,422	\$ -	\$ -	\$ -	\$ -	\$ -	\$ 48,422
Municipal Court revenue	4,986	6,648	-	-	97	-	-	-	11,731
Interest	5	5	36	3	-	3	438	1,288	1,778
Grants and contributions	-	-	-	6,011	-	146,767	-	-	152,778
<b>Total revenue</b>	<b>4,991</b>	<b>6,653</b>	<b>48,458</b>	<b>6,014</b>	<b>97</b>	<b>146,770</b>	<b>438</b>	<b>1,288</b>	<b>214,709</b>
<b>Expenditures:</b>									
General and administrative	-	-	-	1,172	-	-	-	-	1,172
Fire department services	-	-	30,000	-	-	-	-	-	30,000
Police department	1,136	1,468	-	-	-	-	-	-	2,604
Capital outlay	-	-	-	3,488	-	-	-	4,597	8,085
Debt service:									
Principal	-	-	-	-	-	142,000	-	-	142,000
Interest	-	-	-	-	-	4,767	-	-	4,767
<b>Total expenditures</b>	<b>1,136</b>	<b>1,468</b>	<b>30,000</b>	<b>4,660</b>	<b>-</b>	<b>146,767</b>	<b>-</b>	<b>4,597</b>	<b>188,628</b>
Excess (deficiency) of revenue over (under) expenditures	3,855	5,185	18,458	1,354	97	3	438	(3,309)	26,081
<b>Other Financing Sources (Uses):</b>									
Transfers in	-	-	-	-	-	-	-	35,500	35,500
<b>Total other financing sources (uses)</b>	<b>-</b>	<b>-</b>	<b>-</b>	<b>-</b>	<b>-</b>	<b>-</b>	<b>-</b>	<b>35,500</b>	<b>35,500</b>
<b>Net change in fund balances</b>	<b>3,855</b>	<b>5,185</b>	<b>18,458</b>	<b>1,354</b>	<b>97</b>	<b>3</b>	<b>438</b>	<b>32,191</b>	<b>61,581</b>
Fund balances - beginning	6,691	6,920	59,914	4,989	213	14	27,300	110,924	216,965
<b>Fund balances - ending</b>	<b>\$ 10,546</b>	<b>\$ 12,105</b>	<b>\$ 78,372</b>	<b>\$ 6,343</b>	<b>\$ 310</b>	<b>\$ 17</b>	<b>\$ 27,738</b>	<b>\$ 143,115</b>	<b>\$ 278,546</b>

**CITY OF HILL COUNTRY VILLAGE, TEXAS**  
**SECURITY SPECIAL REVENUE FUND**  
**SCHEDULE OF REVENUE, EXPENDITURES,**  
**AND CHANGES IN FUND BALANCE – BUDGET TO ACTUAL**

**Year ended September 30, 2018**

	<u>Budgeted Amounts</u>		<u>Actual</u>	Variance with Final Budget Positive (Negative)
	<u>Original</u>	<u>Final</u>		
Revenue:				
Municipal Court revenue	\$ 1,600	\$ 1,600	\$ 4,986	\$ 3,386
Interest income	<u>2</u>	<u>2</u>	<u>5</u>	<u>3</u>
Total revenue	<u>1,602</u>	<u>1,602</u>	<u>4,991</u>	<u>3,389</u>
Expenditures:				
Operational costs	<u>1,200</u>	<u>1,200</u>	<u>1,136</u>	<u>64</u>
Net change in fund balance	<u>\$ 402</u>	<u>\$ 402</u>	3,855	<u>\$ 3,453</u>
Fund balance at October 1, 2017			<u>6,691</u>	
Fund balance at September 30, 2018			<u>\$ 10,546</u>	

**CITY OF HILL COUNTRY VILLAGE, TEXAS**  
**TECHNOLOGY SPECIAL REVENUE FUND**  
**SCHEDULE OF REVENUE, EXPENDITURES,**  
**AND CHANGES IN FUND BALANCE – BUDGET TO ACTUAL**

**Year ended September 30, 2018**

	<u>Budgeted Amounts</u>		<u>Actual</u>	Variance
	<u>Original</u>	<u>Final</u>		with Final Budget Positive (Negative)
Revenue:				
Municipal Court revenue	\$ 4,000	\$ 4,000	\$ 6,648	\$ 2,648
Interest income	<u>1</u>	<u>1</u>	<u>5</u>	<u>4</u>
Total revenue	<u>4,001</u>	<u>4,001</u>	<u>6,653</u>	<u>2,652</u>
Expenditures:				
Operational costs	<u>1,341</u>	<u>1,341</u>	<u>1,468</u>	<u>(127)</u>
Net change in fund balance	<u>\$ 2,660</u>	<u>\$ 2,660</u>	5,185	<u>\$ 2,525</u>
Fund balance at October 1, 2017			<u>6,920</u>	
Fund balance at September 30, 2018			<u>\$ 12,105</u>	

**CITY OF HILL COUNTRY VILLAGE, TEXAS**  
**VENUE TAX SPECIAL REVENUE FUND**  
**SCHEDULE OF REVENUE, EXPENDITURES,**  
**AND CHANGES IN FUND BALANCE – BUDGET TO ACTUAL**

**Year ended September 30, 2018**

	Budgeted Amounts		Actual	Variance with Final Budget Positive (Negative)
	Original	Final		
Revenue:				
Motor vehicle rental – Venue tax	\$ 37,000	\$ 37,000	\$ 48,422	\$ 11,422
Interest income	<u>25</u>	<u>25</u>	<u>36</u>	<u>11</u>
Total revenue	<u>37,025</u>	<u>37,025</u>	<u>48,458</u>	<u>11,433</u>
Expenditures:				
Fire department services	<u>30,000</u>	<u>30,000</u>	<u>30,000</u>	<u>-</u>
Net change in fund balance	<u>\$ 7,025</u>	<u>\$ 7,025</u>	18,458	<u>\$ 11,433</u>
Fund balance at October 1, 2017			<u>59,914</u>	
Fund balance at September 30, 2018			<u>\$ 78,372</u>	

**CITY OF HILL COUNTRY VILLAGE, TEXAS**

**GRANT SPECIAL REVENUE FUND  
SCHEDULE OF REVENUE, EXPENDITURES,  
AND CHANGES IN FUND BALANCE – BUDGET TO ACTUAL**

**Year ended September 30, 2018**

	Budgeted Amounts		Actual	Variance with Final Budget Positive (Negative)
	Original	Final		
Revenue:				
Grant income	\$ 97,500	\$ 97,500	\$ 6,011	\$ (91,489)
Interest income	<u>5</u>	<u>5</u>	<u>3</u>	<u>(2)</u>
Total revenue	<u>97,505</u>	<u>97,505</u>	<u>6,014</u>	<u>(91,491)</u>
Expenditures:				
Travel, training and professional dues	1,200	1,200	\$ 525	675
Supplies and materials	1,200	1,200	\$ 647	553
Capital outlay	<u>95,000</u>	<u>95,000</u>	<u>3,488</u>	<u>91,512</u>
Total expenditures	<u>97,400</u>	<u>97,400</u>	<u>4,660</u>	<u>92,740</u>
Net change in fund balance	<u>\$ 105</u>	<u>\$ 105</u>	1,354	<u>\$ 1,249</u>
Fund balance at October 1, 2017			<u>4,989</u>	
Fund balance at September 30, 2018			<u>\$ 6,343</u>	

**CITY OF HILL COUNTRY VILLAGE, TEXAS**  
**JUDICIAL EFFICIENCY SPECIAL REVENUE FUND**  
**SCHEDULE OF REVENUE, EXPENDITURES,**  
**AND CHANGES IN FUND BALANCE – BUDGET TO ACTUAL**

**Year ended September 30, 2018**

	<u>Budgeted Amounts</u>		<u>Actual</u>	Variance with Final Budget Positive (Negative)
	<u>Original</u>	<u>Final</u>		
Revenue:				
Municipal Court revenue	\$ 100	\$ 100	\$ 97	\$ (3)
Expenditures:				
Travel, training and professional dues	<u>100</u>	<u>100</u>	<u>-</u>	<u>100</u>
Net change in fund balance	<u>\$ -</u>	<u>\$ -</u>	97	<u>\$ 97</u>
Fund balance at October 1, 2017			<u>213</u>	
Fund balance at September 30, 2018			<u>\$ 310</u>	

**CITY OF HILL COUNTRY VILLAGE, TEXAS**

**DEBT SERVICE FUND  
SCHEDULE OF REVENUE, EXPENDITURES,  
AND CHANGES IN FUND BALANCE – BUDGET TO ACTUAL**

**Year ended September 30, 2018**

	Budgeted Amounts		Actual	Variance with Final Budget Positive (Negative)
	Original	Final		
Revenue:				
Interest income	\$ 2	\$ 2	\$ 3	\$ 1
Contribution from Economic Development Corporation	<u>146,767</u>	<u>146,767</u>	<u>146,767</u>	<u>-</u>
Total revenue	<u>146,769</u>	<u>146,769</u>	<u>146,770</u>	<u>1</u>
Expenditures:				
Interest expense	4,767	4,767	4,767	-
Principal payment	<u>142,000</u>	<u>142,000</u>	<u>142,000</u>	<u>-</u>
Total expenditures	<u>146,767</u>	<u>146,767</u>	<u>146,767</u>	<u>-</u>
Excess (deficiency) of revenue over (under) expenditures	<u>2</u>	<u>2</u>	<u>3</u>	<u>1</u>
Net change in fund balance	<u>\$ 2</u>	<u>\$ 2</u>	3	<u>\$ 1</u>
Fund balance at October 1, 2017			<u>14</u>	
Fund balance at September 30, 2018			<u>\$ 17</u>	

**CITY OF HILL COUNTRY VILLAGE, TEXAS**

**VEHICLE REPLACEMENT FUND  
SCHEDULE OF REVENUE, EXPENDITURES,  
AND CHANGES IN FUND BALANCE – BUDGET TO ACTUAL**

**Year ended September 30, 2018**

	Budgeted Amounts		Actual	Variance with Final Budget Positive (Negative)
	Original	Final		
Revenue:				
Interest income	\$ 650	\$ 650	\$ 1,288	\$ 638
Other income	-	-	-	-
Total revenue	<u>650</u>	<u>650</u>	<u>1,288</u>	<u>638</u>
Expenditures:				
Capital outlay	-	-	4,597	(4,597)
Total expenditures	<u>-</u>	<u>-</u>	<u>4,597</u>	<u>(4,597)</u>
Excess (deficiency) of revenues over (under) expenditures	650	650	(3,309)	(3,959)
Other Financing Sources (Uses):				
Transfer in	35,500	35,500	35,500	-
Total other financing sources (uses)	<u>35,500</u>	<u>35,500</u>	<u>35,500</u>	<u>-</u>
Net change in fund balance	<u>\$ 36,150</u>	<u>\$ 36,150</u>	32,191	<u>\$ (3,959)</u>
Fund balance at October 1, 2017			<u>110,924</u>	
Fund balance at September 30, 2018			<u>\$ 143,115</u>	



**CITY OF HILL COUNTRY VILLAGE, TEXAS**  
**CAPITAL PROJECTS FUND**  
**SCHEDULE OF REVENUE, EXPENDITURES,**  
**AND CHANGES IN FUND BALANCE – BUDGET TO ACTUAL**

**Year ended September 30, 2018**

	Budgeted Amounts		Actual	Variance with Final Budget Positive (Negative)
	Original	Final		
Revenue:				
Interest income	\$ 104	\$ 104	\$ 438	\$ 334
Excess (deficiency) of revenue over (under) expenditures	104	104	438	334
Net change in fund balance	\$ 104	\$ 104	438	\$ 334
Fund balance at October 1, 2017			27,300	
Fund balance at September 30, 2018			\$ 27,738	

**CITY OF HILL COUNTRY VILLAGE, TEXAS**  
**ECONOMIC DEVELOPMENT CORPORATION**  
**SCHEDULE OF REVENUE, EXPENDITURES,**  
**AND CHANGES IN FUND BALANCE – BUDGET TO ACTUAL**

**Year ended September 30, 2018**

	<u>Budgeted Amounts</u>		<u>Actual</u>	Variance with Final Budget Positive (Negative)
	<u>Original</u>	<u>Final</u>		
Revenue:				
Sales tax	\$ 148,250	\$ 148,250	\$ 138,092	\$ (10,158)
Interest income	5	5	47	42
Grants and contributions	<u>-</u>	<u>-</u>	<u>28,774</u>	<u>28,774</u>
Total revenue	<u>148,255</u>	<u>148,255</u>	<u>166,913</u>	<u>18,658</u>
Expenditures:				
Operational costs	50	50	-	50
Contribution to General fund	10,000	10,000	10,000	-
Contribution to Debt Service fund	<u>146,767</u>	<u>146,767</u>	<u>146,767</u>	<u>-</u>
Total expenditures	<u>156,817</u>	<u>156,817</u>	<u>156,767</u>	<u>50</u>
Net change in fund balance	<u>\$ (8,562)</u>	<u>\$ (8,562)</u>	10,146	<u>\$ 18,708</u>
Fund balance at October 1, 2017			<u>114,527</u>	
Fund balance at September 30, 2018			<u>\$ 124,673</u>	

**ADDITIONAL INFORMATION**

**(All Governmental Funds Combined with EDC)**

(This page is intentionally left blank)

**CITY OF HILL COUNTRY VILLAGE, TEXAS**  
**COMPARATIVE BALANCE SHEET – ALL FUNDS**

**September 30, 2018 and 2017**

	2018 <u>Actual</u>	2017 <u>Actual</u>	Increase (Decrease) <u></u>
<b>Assets:</b>			
Cash	\$ 2,665,965	\$ 2,232,936	\$ 433,029
Receivables:			
Taxes	4,207	3,719	488
Accounts and other	237,338	240,943	(3,605)
Due from other funds	<u>11,785</u>	<u>31,505</u>	<u>(19,720)</u>
 Total assets	 <u>\$ 2,919,295</u>	 <u>\$ 2,509,103</u>	 <u>\$ 410,192</u>
 <b>Liabilities:</b>			
Accounts payable	\$ 79,634	\$ 76,330	\$ 3,304
Accrued salaries and benefits	12,233	9,395	2,838
Compensated absences	72,376	61,063	11,313
Due to other funds	<u>11,785</u>	<u>31,505</u>	<u>(19,720)</u>
Total liabilities	<u>176,028</u>	<u>178,293</u>	<u>(2,265)</u>
 <b>Deferred Inflows of Resources:</b>			
Unearned revenue - taxes	4,207	3,719	488
Unearned revenue - warrants	<u>84,825</u>	<u>74,099</u>	<u>10,726</u>
Total deferred inflows of resources	<u>89,032</u>	<u>77,818</u>	<u>11,214</u>
 <b>Fund Balances:</b>			
Restricted	116,728	88,442	28,286
Committed for capital	987,115	648,776	338,339
Unassigned	<u>1,550,392</u>	<u>1,515,774</u>	<u>34,618</u>
Total fund balances	<u>2,654,235</u>	<u>2,252,992</u>	<u>401,243</u>
 Total liabilities, deferred inflows of resources, and fund balances	 <u>\$ 2,919,295</u>	 <u>\$ 2,509,103</u>	 <u>\$ 410,192</u>

**CITY OF HILL COUNTRY VILLAGE, TEXAS**  
**COMPARATIVE SCHEDULE OF REVENUE, EXPENDITURES,**  
**AND CHANGES IN FUND BALANCES –ALL FUNDS**

**Year ended September 30, 2018 and 2017**

	2018 <u>Actual</u>	2017 <u>Actual</u>	Increase (Decrease)
Revenue:			
Taxes	\$ 1,649,350	\$ 1,670,240	\$ (20,890)
Franchise fees	163,689	165,694	(2,005)
Interest income	11,839	6,380	5,459
Municipal court	206,701	193,163	13,538
Other	<u>396,679</u>	<u>345,101</u>	<u>51,578</u>
Total revenue	<u>2,428,258</u>	<u>2,380,578</u>	<u>47,680</u>
Expenditures:			
Personnel services	1,056,287	985,434	70,853
Travel, training and professional dues	8,565	8,518	47
Operational costs	460,549	344,368	116,181
Supplies and materials	67,944	60,705	7,239
Capital expenditures and projects	21,903	67,217	(45,314)
Fire department services	265,000	265,000	-
Debt service:			
Principal	142,000	139,000	3,000
Interest	<u>4,767</u>	<u>6,096</u>	<u>(1,329)</u>
Total expenditures	<u>2,027,015</u>	<u>1,876,338</u>	<u>150,677</u>
Net change in fund balances	401,243	504,240	(102,997)
Other Financing Sources (Uses):			
Transfer in	35,500	45,760	(10,260)
Transfer out	<u>(35,500)</u>	<u>(45,760)</u>	<u>10,260</u>
Total other financing sources (uses)	<u>-</u>	<u>-</u>	<u>-</u>
Beginning fund balances	<u>2,252,992</u>	<u>1,748,752</u>	<u>504,240</u>
Ending fund balances	<u>\$ 2,654,235</u>	<u>\$ 2,252,992</u>	<u>\$ 401,243</u>

**CITY OF HILL COUNTRY VILLAGE, TEXAS**

**SCHEDULE OF REVENUE, EXPENDITURES, AND CHANGES  
IN FUND BALANCES – BUDGET TO ACTUAL - ALL FUNDS**

**Year ended September 30, 2018**

	<u>Actual</u>	<u>Budget</u>	<u>Variance with Final Budget Positive (Negative)</u>
<b>Revenue:</b>			
Taxes	\$ 1,649,350	\$ 1,717,963	\$ (68,613)
Franchise fees	163,689	164,500	(811)
Interest income	11,839	4,394	7,445
Municipal court	206,701	175,700	31,001
Other	<u>396,679</u>	<u>404,917</u>	<u>(8,238)</u>
Total revenue	<u>2,428,258</u>	<u>2,467,474</u>	<u>(39,216)</u>
<b>Expenditures:</b>			
Personnel services	1,056,287	1,086,662	30,375
Travel, training and professional dues	8,565	10,735	2,170
Operational costs	460,549	356,805	(103,744)
Supplies and materials	67,944	66,775	(1,169)
Capital expenditures and projects	21,903	175,000	153,097
Fire department services	265,000	265,000	-
Merit pool	-	-	-
<b>Debt service:</b>			
Principal	142,000	142,000	-
Interest	<u>4,767</u>	<u>4,767</u>	<u>-</u>
Total expenditures	<u>2,027,015</u>	<u>2,107,744</u>	<u>80,729</u>
Net change in fund balance	401,243	359,730	41,513
<b>Other Financing Sources (Uses):</b>			
Transfer in	35,500	35,500	-
Transfer out	<u>(35,500)</u>	<u>(35,500)</u>	<u>-</u>
Total other financing sources (uses)	<u>-</u>	<u>-</u>	<u>-</u>
Beginning fund balance	<u>2,252,992</u>	<u>2,252,992</u>	<u>-</u>
Ending fund balance	<u>\$ 2,654,235</u>	<u>\$ 2,612,722</u>	<u>\$ (41,513)</u>